

# DYNAMIC ACTIVE CANADIAN BOND ETF

• Performance as at November 30, 2024. Holdings as at October 31, 2024.

TICKER SYMBOL: DXBC

## DEREK AMERY BA (Hons.), MA, CFA

Senior Portfolio Manager: 1.1 years on fund

EXCHANGE	Toronto Stock Exchange
INCEPTION	2023 October
NET ASSETS	\$60.03M
HOLDINGS	173
MER <sup>1</sup>	0.46%
MANAGEMENT FEE	0.4%
NAV	\$21.80
DISTRIBUTIONS	Variable <sup>2 3</sup>
DURATION	7.26 year(s)
EXCHANGE PRICE	\$22.10
UNITS OUTSTANDING	2,750,000

## RISK RATING<sup>4</sup>

LOW

MEDIUM

HIGH

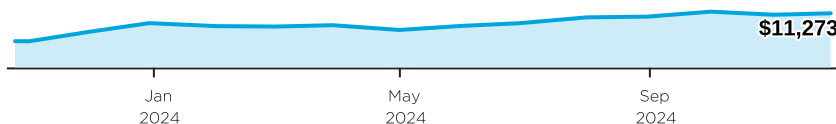
## FIXED INCOME CHARACTERISTICS

Yield to Maturity (%)	3.94
Current yield (%)	4.08
Duration (years)	7.26
Credit Duration (years)	5.07
Average credit rating	AA-
Weighted Average Price (\$)	101.43
Average Coupon (%)	4.14

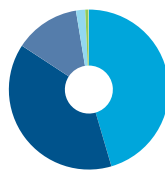
## WHY INVEST IN DYNAMIC ACTIVE CANADIAN BOND ETF ?

- A one-stop core Canadian fixed income solution
- Outsource the active management of sector allocation, security selection and interest rate risk to an experienced portfolio manager
- Benefit from the experience and deep knowledge of a dedicated, internal credit research team

## GROWTH OF \$10,000

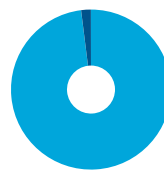


## ASSET ALLOCATION



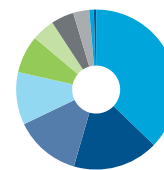
- 45.5% Federal Govt Bonds - CDN
- 38.8% Corporate Bonds - CDN
- 13.2% Provincial Govt Bonds - CDN
- 1.9% Govt Bonds - US
- 0.6% High Yield Bonds - CDN
- 0.1% Cash, Short-Term Investments & Other Net Assets

## GEOGRAPHIC ALLOCATION



- 98.0% Canada
- 2.0% United States

## SECTOR ALLOCATION



- 37.2% Financials
- 17.3% Energy
- 13.4% Utilities
- 10.6% Real Estate
- 7.6% Communication Services
- 4.6% Consumer Discretionary
- 4.6% Foreign
- 3.2% Industrials
- 0.9% Health Care
- 0.5% Materials

## CALENDAR RETURNS %

YTD	2023	2022	2021	2020	2019	2018	2017	2016
5.3	-	-	-	-	-	-	-	-

## COMPOUND RETURNS %

1 mo	3 mo	6 mo	YTD	1 yr	3 yrs	5 yrs	10 yrs	Incep
1.7	2.5	6.5	5.3	9.2	-	-	-	12.5

## HISTORICAL DISTRIBUTIONS (\$/unit)

2024											2023
Nov	Oct	Sep	Aug	Jul	Jun	May	Apr	Mar	Feb	Jan	Dec
0.0410	0.0700	0.0570	0.0600	0.0690	0.0700	0.0500	0.0590	0.0500	0.0490	0.0240	0.0844

## CREDIT QUALITY OF PORTFOLIO

AAA 47.1%	AA 13.8%	A 14.2%
BBB 24.3%	BB 0.6%	B-N/R 0.0%

**[1]** for the period ended December 31, 2023. **[2]** Distribution Reinvestment Plan ("DRIP") is available, allowing investors to reinvest cash distributions, provided that the Advisor's brokerage firm supports participation in the DRIP. Cash distributions are declared at the sole discretion of the manager and are not guaranteed. **[3]** This ETF pays distributions at a variable rate. Accordingly, it is possible that the ETF may not pay a distribution in a given payment period. Distributions are not guaranteed and may be adjusted from time to time at the discretion of the manager. **[4]** All investments involve risk. The value of the Fund can go down as well as up and you could lose money. The Manager has rated the risk of this Fund based on industry standard risk rating guidelines. For more information about the specific risks of this Fund and its risk rating, see the fund's prospectus, including the disclosure under the headings "Risk Factors" and "Risk Ratings of the Funds".

**DYNAMIC ACTIVE CANADIAN BOND ETF**

• Performance as at November 30, 2024. Holdings as at October 31, 2024.

Dynamic Funds is a leading Canadian investment company offering a comprehensive range of investment services, including mutual funds, tax-advantaged products and customized high net-worth programs.

**Customer Relations Centre**

**Toll free:** 1-800-268-8186  
**Tel:** 514-908-3212 (English)  
 514-908-3217 (French)  
**Fax:** 416-363-4179 or  
 1-800-361-4768  
**Email:** [service@dynamic.ca](mailto:service@dynamic.ca)

**Ontario (Head Office)**

40 Temperance Street, 16th Floor  
 Toronto, ON M5H 0B4  
**Toll free:** 1-866-977-0477  
**Tel:** 416-363-5621

**Eastern Canada**

1200 McGill College Ave., Ste. 2300  
 Montreal, QC H3B 4G7

**Western Canada**

Suite 1130  
 685 Center Street South  
 Calgary, AB T2G 2C7

**Four Bentall Centre**

1055 Dunsmuir St., Ste. 3434  
 P.O. Box 49217  
 Vancouver, BC V7X 1K8

**TOP BOND HOLDINGS %**

Canada Housing Trust, 4.150% Jun. 15 33	31.9
Canada Housing Trust, 4.250% Mar. 15 34	6.6
United States Treasury, 2.75% Aug. 15 32	2.0
Province of Ontario, 2.05% Jun. 02 30	1.9
Government of Canada, 2.750% Dec. 01 55	1.8
Province of Quebec, 3.10% Dec. 01 51	1.6
Province of Ontario, 5.60% Jun. 02 35	1.6
Province of Ontario, 2.90% Jun. 02 49	1.4
Province of Ontario, 2.65% Dec. 02 50	1.3
CIBC, 5.370% Jan. 16 34	1.0
<b>Total allocation in top holdings</b>	<b>51.1</b>

Commissions, management fees and expenses all may be associated with mutual fund investments, including ETFs. Please read the prospectus before investing. The indicated rates of return are the historical annual compounded total returns including changes in unit value and reinvestment of all distributions and do not take into account sales, redemption, distribution or operational charges or income taxes payable by any securityholder that would have reduced returns. Mutual Funds funds and ETFs are not guaranteed, their values change frequently and past performance may not be repeated. The information herein does not constitute specific advice regarding your personal investment situation or provide specific individual advice about investment, financial, legal, accounting, tax or similar matters. Please contact your financial advisor on your particular circumstances.

Dynamic Funds® is a registered trademark of its owner, used under license and a division of 1832 Asset Management L.P.

The Growth of \$10,000 chart reflects a hypothetical \$10,000 investment and assumes reinvestment of dividends and capital gains. Fund expenses, including management fees and other expenses, were deducted. As a result of the risks and limitations inherent in hypothetical performance data, hypothetical results may differ from actual performance.



[dynamic.ca/f/10035](https://dynamic.ca/f/10035)