

**DYNAMIC ACTIVE GLOBAL FINANCIAL SERVICES ETF**

• Performance as at November 30, 2024. Holdings as at October 31, 2024.

**TICKER SYMBOL: DXF****NICK STOGDILL CFA, CPA**

Portfolio Manager: 2.5 years on fund

**BILL MCLEOD MBA, CFA**

Portfolio Manager: 1.9 years on fund

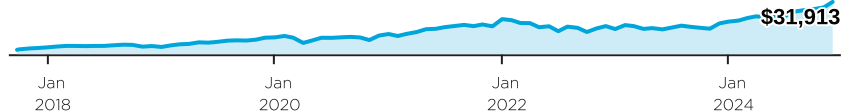
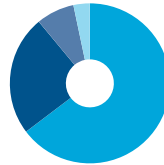
EXCHANGE	<b>Toronto Stock Exchange</b>
INCEPTION	<b>2017 September</b>
NET ASSETS	<b>\$13.00M</b>
HOLDINGS	<b>30</b>
MER <sup>1</sup>	<b>0.84%</b>
MANAGEMENT FEE	<b>0.75%</b>
NAV	<b>\$47.28</b>
STANDARD DEVIATION	<b>19.48% over 3 years</b>
R <sup>2</sup>	<b>0.85</b>
DISTRIBUTIONS	<b>\$0.1000 quarterly<sup>2 3</sup></b>
YIELD	<b>0.9% based on NAV<sup>4</sup></b>
EXCHANGE PRICE	<b>\$47.14</b>
UNITS OUTSTANDING	<b>275,000</b>

**RISK RATING<sup>5</sup>**

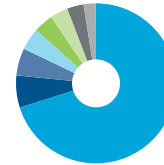
LOW	MEDIUM	<b>HIGH</b>
-----	--------	-------------

**WHY INVEST IN DYNAMIC ACTIVE GLOBAL FINANCIAL SERVICES ETF ?**

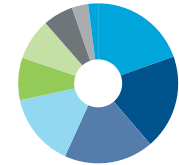
- Actively managed portfolio of global financial services and financial technology companies beyond Canada's borders
- Focuses on high-quality companies with attractive earnings growth potential at compelling valuations
- Follows a disciplined valuation approach that considers absolute and relative valuations in order to maximize the investment upside while aiming to limit the investment downside

**GROWTH OF \$10,000****ASSET ALLOCATION**

- 64.7% Common Stocks-US
- 24.3% Common Stocks-Foreign
- 7.7% Cash, Short-Term Investments & Other Net Assets
- 3.3% Common Stocks-CDN

**GEOGRAPHIC ALLOCATION**

- 64.7% United States
- 6.0% United Kingdom
- 5.1% Netherlands
- 4.1% Germany
- 3.7% Switzerland
- 3.3% Canada
- 3.1% France
- 2.3% Belgium

**SECTOR ALLOCATION**

- 18.1% Banks
- 17.7% P&C Insurance
- 16.7% Alternative Asset Managers
- 13.7% Financial Technology
- 7.9% Insurance
- 7.7% Financial Exchanges
- 5.7% Specialty
- 3.0% Ratings Agencies
- 1.9% Credit Bureaus

**CALENDAR RETURNS %**

YTD	2023	2022	2021	2020	2019	2018	2017	2016
<b>39.4</b>	<b>17.4</b>	<b>-18.9</b>	<b>22.4</b>	<b>9.7</b>	<b>38.8</b>	<b>-1.8</b>	<b>—</b>	<b>—</b>

**COMPOUND RETURNS %**

1 mo	3 mo	6 mo	YTD	1 yr	3 yrs	5 yrs	10 yrs	Incep
<b>8.7</b>	<b>13.2</b>	<b>24.2</b>	<b>39.4</b>	<b>44.7</b>	<b>10.5</b>	<b>12.5</b>	<b>—</b>	<b>14.4</b>

**HISTORICAL DISTRIBUTIONS (\$/unit)**

2024											2023
Nov	Oct	Sep	Aug	Jul	Jun	May	Apr	Mar	Feb	Jan	Dec
<b>—</b>	<b>—</b>	<b>0.1000</b>	<b>—</b>	<b>—</b>	<b>0.1000</b>	<b>—</b>	<b>—</b>	<b>0.1000</b>	<b>—</b>	<b>—</b>	<b>0.4332</b>

**[1]** for the period ended December 31, 2023. **[2]** Distribution Reinvestment Plan ("DRIP") is available, allowing investors to reinvest cash distributions, provided that the Advisor's brokerage firm supports participation in the DRIP. Cash distributions are declared at the sole discretion of the manager and are not guaranteed. **[3]** At least once each year, the Fund will distribute all net taxable income to investors. These distributions will either be paid in cash or reinvested in the Fund, as may be determined by the Manager from time to time. These distributions will consist primarily of distributions received from the securities held within the Fund less Fund expenses, plus any realized capital gains generated from securities transactions within the Fund. The amounts of past distributions are shown above. The characterization of distributions for tax purposes (such as dividends, other income, capital gains etc.) for each period will be reported only after the Fund's tax year end. For tax purposes, these amounts will be reported by brokers on official tax statements. **[4]** The yield is determined by annualizing the fixed distribution rate and does not include any distributions in excess of the fixed distribution rate that may be paid at the ETF's year end. **[5]** All investments involve risk. The value of the Fund can go down as well as up and you could lose money. The Manager has rated the risk of this Fund based on industry standard risk rating guidelines. For more information about the specific risks of this Fund and its risk rating, see the fund's prospectus, including the disclosure under the headings "Risk Factors" and "Risk Ratings of the Funds".

ALTERNATIVE/SPECIALTY

# DYNAMIC ACTIVE GLOBAL FINANCIAL SERVICES ETF

• Performance as at November 30, 2024. Holdings as at October 31, 2024.

Dynamic Funds is a leading Canadian investment company offering a comprehensive range of investment services, including mutual funds, tax-advantaged products and customized high net-worth programs.

## Customer Relations Centre

**Toll free:** 1-800-268-8186  
**Tel:** 514-908-3212 (English)  
514-908-3217 (French)  
**Fax:** 416-363-4179 or  
1-800-361-4768  
**Email:** [service@dynamic.ca](mailto:service@dynamic.ca)

## Ontario (Head Office)

40 Temperance Street, 16th Floor  
Toronto, ON M5H 0B4  
**Toll free:** 1-866-977-0477  
**Tel:** 416-363-5621

## Eastern Canada

1200 McGill College Ave., Ste. 2300  
Montreal, QC H3B 4G7

## Western Canada

Suite 1130  
685 Center Street South  
Calgary, AB T2G 2C7

## Four Bentall Centre

1055 Dunsmuir St., Ste. 3434  
P.O. Box 49217  
Vancouver, BC V7X 1K8

## TOP EQUITY HOLDINGS %

TWFG Inc	
Euronext NV	
Deutsche Börse Aktiengesellschaft	
Intermediate Capital Group PLC	
Visa Inc., Class "A"	
Partners Group Holding AG	
Ares Management Corporation	
Mastercard Incorporated, Class "A"	
Apollo Global Management, Inc.	
Charles Schwab Corporation	
<b>Total allocation in top holdings</b>	<b>40.5</b>

Commissions, management fees and expenses all may be associated with mutual fund investments, including ETFs. Please read the prospectus before investing. The indicated rates of return are the historical annual compounded total returns including changes in unit value and reinvestment of all distributions and do not take into account sales, redemption, distribution or operational charges or income taxes payable by any securityholder that would have reduced returns. Mutual Funds funds and ETFs are not guaranteed, their values change frequently and past performance may not be repeated. The information herein does not constitute specific advice regarding your personal investment situation or provide specific individual advice about investment, financial, legal, accounting, tax or similar matters. Please contact your financial advisor on your particular circumstances.

Dynamic Funds® is a registered trademark of its owner, used under license and a division of 1832 Asset Management L.P.

The Growth of \$10,000 chart reflects a hypothetical \$10,000 investment and assumes reinvestment of dividends and capital gains. Fund expenses, including management fees and other expenses, were deducted. As a result of the risks and limitations inherent in hypothetical performance data, hypothetical results may differ from actual performance.



[dynamic.ca/f/10011](https://dynamic.ca/f/10011)

[www.dynamic.ca](http://www.dynamic.ca)

Dynamic Funds® is a registered trademark of The Bank of Nova Scotia, used under license by, and is a division of, 1832 Asset Management L.P. © Copyright 2024 The Bank of Nova Scotia. All rights reserved.

**Dynamic Funds®**  
Invest with advice.