

GLOBAL EQUITY DYNAMIC ACTIVE GLOBAL DIVIDEND ETF

• Holdings as at June 30, 2025.

TICKER SYMBOL: DXG.U

DAVID L. FINGOLD BSc. Management

Senior Portfolio Manager: 8.4 years on fund

PETER A. ROZENBERG B.Comm

Portfolio Manager: 8.4 years on fund

EXCHANGE	Toronto Stock Exchange
NET ASSETS	\$818.96M
HOLDINGS	24
MER ¹	0.85%
MANAGEMENT FEE	0.75%
NAV	\$22.85
ACTIVE SHARE	79.3% as of June 30, 2025
DISTRIBUTIONS	Annually
EXCHANGE PRICE	\$23.04
UNITS OUTSTANDING	200,000

RISK RATING²

LOW

MEDIUM

HIGH

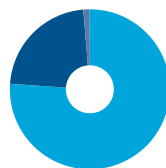
WHY INVEST IN DYNAMIC ACTIVE GLOBAL DIVIDEND ETF ?

- Focuses on large cap companies, with some exposure to mid-cap companies, and are profitable, well-financed and attractively valued.
- Targets businesses that are expected to initiate or grow their dividend.
- Access to Dynamic Funds' high active share philosophy that seeks to differentiate the portfolio from the MSCI World Index.

GROWTH OF \$10,000

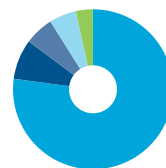
Investment fund regulations restrict the presentation of performance figures until a fund reaches its one year anniversary.

ASSET ALLOCATION



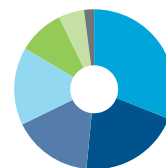
- 76.1% Common Stocks-US
- 22.6% Common Stocks-Foreign
- 1.3% Cash, Short-Term Investments & Other Net Assets

GEOGRAPHIC ALLOCATION



- 76.1% United States
- 8.0% Germany
- 5.8% United Kingdom
- 5.4% Sweden
- 3.4% Taiwan

SECTOR ALLOCATION



- 30.6% Information Technology
- 20.3% Industrials
- 16.0% Financials
- 15.5% Communication Services
- 9.2% Consumer Discretionary
- 5.1% Utilities
- 2.0% Consumer Staples

CALENDAR RETURNS %

Investment fund regulations restrict the presentation of performance figures until a fund reaches its one year anniversary.

COMPOUND RETURNS %

Investment fund regulations restrict the presentation of performance figures until a fund reaches its one year anniversary.

[1] for the period ended December 31, 2024. [2] All investments involve risk. The value of the Fund can go down as well as up and you could lose money. The Manager has rated the risk of this Fund based on industry standard risk rating guidelines. For more information about the specific risks of this Fund and its risk rating, see the fund's prospectus, including the disclosure under the headings "Risk Factors" and "Risk Ratings of the Funds".

DYNAMIC ACTIVE GLOBAL DIVIDEND ETF

• Holdings as at June 30, 2025.

Dynamic Funds is a leading Canadian investment company offering a comprehensive range of investment services, including mutual funds, tax-advantaged products and customized high net-worth programs.

Customer Relations Centre

Toll free: 1-800-268-8186

Tel: 514-908-3212 (English)
514-908-3217 (French)

Fax: 416-363-4179 or
1-800-361-4768

Email: service@dynamic.ca

Ontario (Head Office)

40 Temperance Street, 16th Floor
Toronto, ON M5H 0B4
Toll free: 1-866-977-0477
Tel: 416-363-5621

Eastern Canada

1200 McGill College Ave., Ste. 2300
Montreal, QC H3B 4G7

Western Canada

Suite 1130
685 Center Street South
Calgary, AB T2G 2C7

Four Bentall Centre

1055 Dunsmuir St., Ste. 3434
P.O. Box 49217
Vancouver, BC V7X 1K8

Commissions, management fees and expenses all may be associated with mutual fund investments, including ETFs. Please read the prospectus before investing. The indicated rates of return are the historical annual compounded total returns including changes in unit value and reinvestment of all distributions and do not take into account sales, redemption, distribution or operational charges or income taxes payable by any securityholder that would have reduced returns. Mutual Funds funds and ETFs are not guaranteed, their values change frequently and past performance may not be repeated. The information herein does not constitute specific advice regarding your personal investment situation or provide specific individual advice about investment, financial, legal, accounting, tax or similar matters. Please contact your financial advisor on your particular circumstances. Dynamic Funds® is a registered trademark of its owner, used under license and a division of 1832 Asset Management L.P.

The Growth of \$10,000 chart reflects a hypothetical \$10,000 investment and assumes reinvestment of dividends and capital gains. Fund expenses, including management fees and other expenses, were deducted. As a result of the risks and limitations inherent in hypothetical performance data, hypothetical results may differ from actual performance.



dynamic.ca/f/10049