

DYNAMIC ACTIVE GLOBAL DIVIDEND ETF

• Performance as at September 30, 2024. Holdings as at August 31, 2024.

TICKER SYMBOL: DXG

DAVID L. FINGOLD BSc. Management

Senior Portfolio Manager: 7.7 years on fund

PETER A. ROZENBERG B.Comm

Portfolio Manager: 7.7 years on fund

EXCHANGE	Toronto Stock Exchange
INCEPTION	2017 January
NET ASSETS	\$679.36M
HOLDINGS	30
MER ¹	0.82%
MANAGEMENT FEE	0.75%
NAV	\$62.49
STANDARD DEVIATION	14.82% over 3 years
ACTIVE SHARE	76.1% as of June 30, 2024
R ²	0.58
DISTRIBUTIONS	Annually^{2 3 4}
UNITS OUTSTANDING	10,950,000

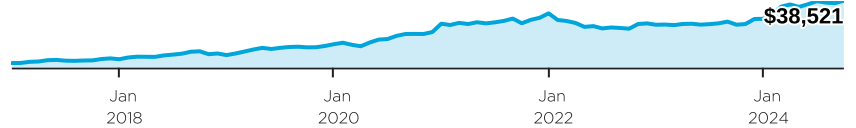
RISK RATING⁵

LOW MEDIUM HIGH

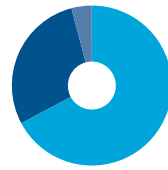
WHY INVEST IN DYNAMIC ACTIVE GLOBAL DIVIDEND ETF ?

- Focuses on large cap companies, with some exposure to mid-cap companies, and are profitable, well-financed and attractively valued.
- Targets businesses that are expected to initiate or grow their dividend.
- Access to Dynamic Funds' high active share philosophy that seeks to differentiate the portfolio from the MSCI World Index.

GROWTH OF \$10,000

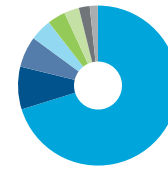


ASSET ALLOCATION



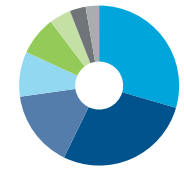
- 67.2% Common Stocks-US
- 28.7% Common Stocks-Foreign
- 4.1% Cash, Short-Term Investments & Other Net Assets

GEOGRAPHIC ALLOCATION



- 67.3% United States
- 8.3% United Kingdom
- 6.0% Japan
- 4.2% Ireland
- 3.5% Italy
- 2.9% Taiwan
- 2.1% Argentina
- 1.6% Germany

SECTOR ALLOCATION



- 28.3% Information Technology
- 26.6% Industrials
- 14.9% Financials
- 8.7% Health Care
- 7.5% Consumer Discretionary
- 4.2% Materials
- 3.1% Real Estate
- 2.6% Communication Services

CALENDAR RETURNS %

YTD	2023	2022	2021	2020	2019	2018	2017	2016
27.5	9.9	-16.0	10.1	35.3	32.0	16.1	—	—

COMPOUND RETURNS %

1 mo	3 mo	6 mo	YTD	1 yr	3 yrs	5 yrs	10 yrs	Incep
3.1	0.6	4.7	27.5	40.0	8.8	13.0	—	16.1

HISTORICAL DISTRIBUTIONS (\$/unit)

2024										2023		
Sep	Aug	Jul	Jun	May	Apr	Mar	Feb	Jan	Dec	Nov	Oct	
—	—	—	—	—	—	—	—	—	0.2459	—	—	

[1] for the period ended December 31, 2023. **[2]** Distribution Reinvestment Plan ("DRIP") is available, allowing investors to reinvest cash distributions, provided that the Advisor's brokerage firm supports participation in the DRIP. Cash distributions are declared at the sole discretion of the manager and are not guaranteed. **[3]** This ETF pays distributions at a variable rate. Accordingly, it is possible that the ETF may not pay a distribution in a given payment period. Distributions are not guaranteed and may be adjusted from time to time at the discretion of the manager. **[4]** At least once each year, the Fund will distribute all net taxable income to investors. These distributions will either be paid in cash or reinvested in the Fund, as may be determined by the Manager from time to time. These distributions will consist primarily of distributions received from the securities held within the Fund less Fund expenses, plus any realized capital gains generated from securities transactions within the Fund. The amounts of past distributions are shown above. The characterization of distributions for tax purposes (such as dividends, other income, capital gains etc.) for each period will be reported only after the Fund's tax year end. For tax purposes, these amounts will be reported by brokers on official tax statements. **[5]** All investments involve risk. The value of the Fund can go down as well as up and you could lose money. The Manager has rated the risk of this Fund based on industry standard risk rating guidelines. For more information about the specific risks of this Fund and its risk rating, see the fund's prospectus, including the disclosure under the headings "Risk Factors" and "Risk Ratings of the Funds".

DYNAMIC ACTIVE GLOBAL DIVIDEND ETF

• Performance as at September 30, 2024. Holdings as at August 31, 2024.

Dynamic Funds is a leading Canadian investment company offering a comprehensive range of investment services, including mutual funds, tax-advantaged products and customized high net-worth programs.

Customer Relations Centre

Toll free: 1-800-268-8186
Tel: 514-908-3212 (English)
 514-908-3217 (French)
Fax: 416-363-4179 or
 1-800-361-4768
Email: service@dynamic.ca

Ontario (Head Office)

40 Temperance Street, 16th Floor
 Toronto, ON M5H 0B4
Toll free: 1-866-977-0477
Tel: 416-363-5621

Eastern Canada

1200 McGill College Ave., Ste. 2300
 Montreal, QC H3B 4G7

Western Canada

Suite 1130
 685 Center Street South
 Calgary, AB T2G 2C7

Four Bentall Centre

1055 Dunsmuir St., Ste. 3434
 P.O. Box 49217
 Vancouver, BC V7X 1K8

TOP EQUITY HOLDINGS %

TransUnion	6.3
NVIDIA Corporation	5.0
Apple Inc.	4.8
Coherent Corporation	4.3
CRH PLC	4.2
Progressive Corporation (The)	4.1
ServiceNow, Inc.	3.9
Rolls-Royce Holdings PLC	3.9
Lennox International Inc.	3.6
UniCredit SPA	3.5
Total allocation in top holdings	43.6

Commissions, management fees and expenses all may be associated with mutual fund investments, including ETFs. Please read the prospectus before investing. The indicated rates of return are the historical annual compounded total returns including changes in unit value and reinvestment of all distributions and do not take into account sales, redemption, distribution or operational charges or income taxes payable by any securityholder that would have reduced returns. Mutual Funds funds and ETFs are not guaranteed, their values change frequently and past performance may not be repeated. The information herein does not constitute specific advice regarding your personal investment situation or provide specific individual advice about investment, financial, legal, accounting, tax or similar matters. Please contact your financial advisor on your particular circumstances.

Dynamic Funds® is a registered trademark of its owner, used under license and a division of 1832 Asset Management L.P.

The Growth of \$10,000 chart reflects a hypothetical \$10,000 investment and assumes reinvestment of dividends and capital gains. Fund expenses, including management fees and other expenses, were deducted. As a result of the risks and limitations inherent in hypothetical performance data, hypothetical results may differ from actual performance.



dynamic.ca/f/10001