

INTERNATIONAL EQUITY

DYNAMIC ACTIVE INTERNATIONAL ETF

• Performance as at July 31, 2025. Holdings as at June 30, 2025.

TICKER SYMBOL: DXIF

DAVID L. FINGOLD BSc. Management

Senior Portfolio Manager: 4.3 years on fund

PETER A. ROZENBERG B.Comm

Portfolio Manager: 4.3 years on fund

EXCHANGE	Toronto Stock Exchange
INCEPTION	2021 March
NET ASSETS	\$9.14M
HOLDINGS	23
MER ¹	0.81%
MANAGEMENT FEE	0.75%
NAV	\$28.12
STANDARD DEVIATION	14.84% over 3 years
ACTIVE SHARE	93.3% as of June 30, 2025
R ²	0.62
DISTRIBUTIONS	Annually
EXCHANGE PRICE	\$27.80
UNITS OUTSTANDING	325,000

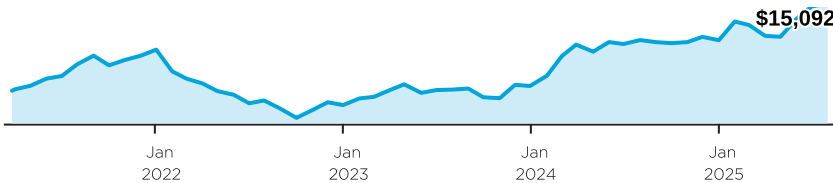
RISK RATING²

LOW	MEDIUM	HIGH
-----	--------	------

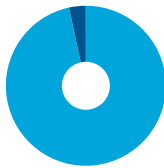
WHY INVEST IN DYNAMIC ACTIVE INTERNATIONAL ETF ?

- Access to companies outside Canada and the U.S. that are difficult for many investors to purchase.
- A high active share measure means the Fund has a low correlation to the index and many competitor funds.
- The opportunity to have an experienced, truly active management team further diversify investor portfolios from a geographic, sector, and capitalization standpoint.

GROWTH OF \$10,000

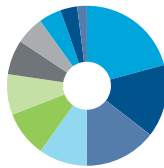


ASSET ALLOCATION



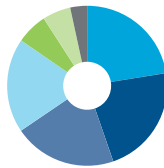
- 96.6% Common Stocks-Foreign
- 3.4% Cash, Short-Term Investments & Other Net Assets

GEOGRAPHIC ALLOCATION



- 20.1% Switzerland
- 14.2% Germany
- 14.1% United Kingdom
- 9.4% Japan
- 9.0% Israel
- 7.9% France
- 6.8% Netherlands
- 5.5% Sweden
- 4.4% Taiwan
- 3.3% Liberia
- 1.9% Italy

SECTOR ALLOCATION



- 21.7% Industrials
- 21.5% Information Technology
- 20.1% Health Care
- 18.4% Financials
- 6.1% Utilities
- 5.5% Communication Services
- 3.3% Consumer Discretionary

CALENDAR RETURNS %

YTD	2024	2023	2022	2021	2020	2019	2018	2017
16.6	26.0	12.1	-26.1	—	—	—	—	—

COMPOUND RETURNS %

1 mo	3 mo	6 mo	YTD	1 yr	3 yrs	5 yrs	10 yrs	Incep
1.2	14.8	7.5	16.6	16.5	17.0	—	—	9.7

HISTORICAL DISTRIBUTIONS (\$/unit)

2025	2024									
Jul	Jun	May	Apr	Mar	Feb	Jan	Dec	Nov	Oct	Aug
—	—	—	—	—	—	—	0.2850	—	—	—

[1] for the period ended December 31, 2024. [2] All investments involve risk. The value of the Fund can go down as well as up and you could lose money. The Manager has rated the risk of this Fund based on industry standard risk rating guidelines. For more information about the specific risks of this Fund and its risk rating, see the fund's prospectus, including the disclosure under the headings "Risk Factors" and "Risk Ratings of the Funds".

DYNAMIC ACTIVE INTERNATIONAL ETF

• Performance as at July 31, 2025. Holdings as at June 30, 2025.

Dynamic Funds is a leading Canadian investment company offering a comprehensive range of investment services, including mutual funds, tax-advantaged products and customized high net-worth programs.

Customer Relations Centre

Toll free: 1-800-268-8186

Tel: 514-908-3212 (English)
514-908-3217 (French)Fax: 416-363-4179 or
1-800-361-4768Email: service@dynamic.ca**Ontario (Head Office)**40 Temperance Street, 16th Floor
Toronto, ON M5H 0B4

Toll free: 1-866-977-0477

Tel: 416-363-5621

Eastern Canada1200 McGill College Ave., Ste. 2300
Montreal, QC H3B 4G7**Western Canada**Suite 1130
685 Center Street South
Calgary, AB T2G 2C7Four Bentall Centre
1055 Dunsmuir St., Ste. 3434
P.O. Box 49217
Vancouver, BC V7X 1K8**TOP EQUITY HOLDINGS %**

Ypsomed Holding AG	7.9
Galderma Group AG	6.4
Siemens Energy AG	6.1
Sandoz Group AG	5.8
Rolls-Royce Holdings PLC	5.8
Spotify Technology S.A.	5.5
Bank Leumi of Israel Ltd.	5.3
Airbus SE	4.9
NatWest Group PLC	4.6
TSMC Limited	4.4
Total allocation in top holdings	56.7

Commissions, management fees and expenses all may be associated with mutual fund investments, including ETFs. Please read the prospectus before investing. The indicated rates of return are the historical annual compounded total returns including changes in unit value and reinvestment of all distributions and do not take into account sales, redemption, distribution or operational charges or income taxes payable by any securityholder that would have reduced returns. Mutual Funds funds and ETFs are not guaranteed, their values change frequently and past performance may not be repeated. The information herein does not constitute specific advice regarding your personal investment situation or provide specific individual advice about investment, financial, legal, accounting, tax or similar matters. Please contact your financial advisor on your particular circumstances. Dynamic Funds® is a registered trademark of its owner, used under license and a division of 1832 Asset Management L.P.

The Growth of \$10,000 chart reflects a hypothetical \$10,000 investment and assumes reinvestment of dividends and capital gains. Fund expenses, including management fees and other expenses, were deducted. As a result of the risks and limitations inherent in hypothetical performance data, hypothetical results may differ from actual performance.

dynamic.ca/f/10023