

# DYNAMIC ACTIVE ENHANCED YIELD COVERED OPTIONS ETF

• Performance as at September 30, 2024. Holdings as at August 31, 2024.

TICKER SYMBOL: DXQ

## DAMIAN HOANG B.A.Sc., MBA

Portfolio Manager: 2.1 years on fund

## DEREK BASTIEN B.Sc., CFA

Portfolio Manager: 2.0 years on fund

EXCHANGE	<b>Toronto Stock Exchange</b>
INCEPTION	<b>2022 September</b>
NET ASSETS	<b>\$510.70M</b>
HOLDINGS	<b>140</b>
MER <sup>1</sup>	<b>0.74%</b>
MANAGEMENT FEE	<b>0.65%</b>
NAV	<b>\$24.64</b>
DISTRIBUTIONS	<b>\$0.1250 monthly<sup>2</sup></b>
YIELD	<b>6.1% based on NAV<sup>3</sup></b>
UNITS OUTSTANDING	<b>20,975,000</b>


## RISK RATING<sup>4</sup>

LOW  MEDIUM  HIGH

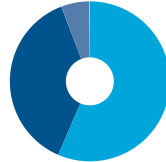
## WHY INVEST IN DYNAMIC ACTIVE ENHANCED YIELD COVERED OPTIONS ETF ?

- Access to an actively managed portfolio where stocks are selected based on fundamental analysis and sector allocations are not constrained by the need to replicate a benchmark.
- Enhance the intrinsic dividend yield of the quality household brand names in the portfolio through written puts and covered calls, which generate premiums.
- Risk management is key to the Quantamental team's process and downside protection is offered by the margin of safety in place by writing puts at a discount to where stocks trade.

## GROWTH OF \$10,000

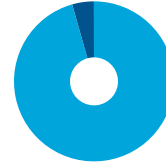


## ASSET ALLOCATION



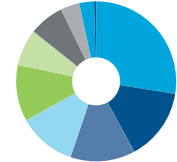
- 56.5% Cash-Covered Puts
- 37.7% Long Equities
- 5.7% Covered Calls
- 0.1% Cash, Short-Term Investments & Other Net Assets

## GEOGRAPHIC ALLOCATION



- 95.6% United States
- 4.4% Canada

## SECTOR ALLOCATION



- 27.5% Information Technology
- 14.6% Communication Services
- 13.1% Health Care
- 11.7% Energy
- 11.4% Consumer Discretionary
- 7.4% Materials
- 7.1% Consumer Staples
- 3.8% Industrials
- 3.0% Utilities
- 0.4% Financials

## CALENDAR RETURNS %

YTD	2023	2022	2021	2020	2019	2018	2017	2016
<b>12.8</b>	<b>19.7</b>	—	—	—	—	—	—	—

## COMPOUND RETURNS %

1 mo	3 mo	6 mo	YTD	1 yr	3 yrs	5 yrs	10 yrs	Incep
<b>1.5</b>	<b>2.3</b>	<b>4.1</b>	<b>12.8</b>	<b>19.0</b>	—	—	—	<b>18.2</b>

## HISTORICAL DISTRIBUTIONS (\$/unit)

2024							2023				
Sep	Aug	Jul	Jun	May	Apr	Mar	Feb	Jan	Dec	Nov	Oct
<b>0.1250</b>	<b>0.1250</b>	<b>0.1250</b>	<b>0.1250</b>	<b>0.1250</b>	<b>0.1250</b>	<b>0.1250</b>	<b>0.1250</b>	<b>0.1250</b>	<b>0.1250</b>	<b>0.1250</b>	<b>0.1250</b>

**[1]** for the period ended December 31, 2023. **[2]** Distribution Reinvestment Plan ("DRIP") is available, allowing investors to reinvest cash distributions, provided that the Advisor's brokerage firm supports participation in the DRIP. Cash distributions are declared at the sole discretion of the manager and are not guaranteed. **[3]** The yield is determined by annualizing the fixed distribution rate and does not include any distributions in excess of the fixed distribution rate that may be paid at the ETF's year end. **[4]** All investments involve risk. The value of the Fund can go down as well as up and you could lose money. The Manager has rated the risk of this Fund based on industry standard risk rating guidelines. For more information about the specific risks of this Fund and its risk rating, see the fund's prospectus, including the disclosure under the headings "Risk Factors" and "Risk Ratings of the Funds".

# DYNAMIC ACTIVE ENHANCED YIELD COVERED OPTIONS ETF

• Performance as at September 30, 2024. Holdings as at August 31, 2024.

Dynamic Funds is a leading Canadian investment company offering a comprehensive range of investment services, including mutual funds, tax-advantaged products and customized high net-worth programs.

## Customer Relations Centre

**Toll free:** 1-800-268-8186  
**Tel:** 514-908-3212 (English)  
 514-908-3217 (French)  
**Fax:** 416-363-4179 or  
 1-800-361-4768  
**Email:** [service@dynamic.ca](mailto:service@dynamic.ca)

## Ontario (Head Office)

40 Temperance Street, 16th Floor  
 Toronto, ON M5H 0B4  
**Toll free:** 1-866-977-0477  
**Tel:** 416-363-5621

## Eastern Canada

1200 McGill College Ave., Ste. 2300  
 Montreal, QC H3B 4G7

## Western Canada

Suite 1130  
 685 Center Street South  
 Calgary, AB T2G 2C7

## Four Bentall Centre

1055 Dunsmuir St., Ste. 3434  
 P.O. Box 49217  
 Vancouver, BC V7X 1K8

## TOP EQUITY HOLDINGS %

Meta Platforms, Inc., Class "A"
Amazon.com, Inc.
Broadcom Inc.
Chesapeake Energy Corp
Microsoft Corporation
Sherwin-Williams Company
Pfizer Inc.
Take-Two Interactive Software, Inc.
Constellation Energy Corporation
Avantor, Inc.

Commissions, management fees and expenses all may be associated with mutual fund investments, including ETFs. Please read the prospectus before investing. The indicated rates of return are the historical annual compounded total returns including changes in unit value and reinvestment of all distributions and do not take into account sales, redemption, distribution or operational charges or income taxes payable by any securityholder that would have reduced returns. Mutual Funds funds and ETFs are not guaranteed, their values change frequently and past performance may not be repeated. The information herein does not constitute specific advice regarding your personal investment situation or provide specific individual advice about investment, financial, legal, accounting, tax or similar matters. Please contact your financial advisor on your particular circumstances.

Dynamic Funds® is a registered trademark of its owner, used under license and a division of 1832 Asset Management L.P.

The Growth of \$10,000 chart reflects a hypothetical \$10,000 investment and assumes reinvestment of dividends and capital gains. Fund expenses, including management fees and other expenses, were deducted. As a result of the risks and limitations inherent in hypothetical performance data, hypothetical results may differ from actual performance.



[dynamic.ca/f/10031](https://dynamic.ca/f/10031)