

ALTERNATIVE/SPECIALTY

# DYNAMIC ACTIVE REAL ESTATE ETF

• Holdings as at August 31, 2024.

TICKER SYMBOL: DXRE

**MARIA BENAVENTE B.Comm. (Hons.), CFA**

Portfolio Manager: On Fund since July 2024

**TOM DICKER B.Comm. (Hons.), CFA**

Portfolio Manager: On Fund since July 2024

EXCHANGE	<b>Toronto Stock Exchange</b>
INCEPTION	<b>2024 July</b>
NET ASSETS	<b>\$28.98M</b>
HOLDINGS	<b>50</b>
MANAGEMENT FEE	<b>0.65%</b>
NAV	<b>\$23.18</b>
DISTRIBUTIONS	<b>\$0.1500 quarterly<sup>1</sup></b>
YIELD	<b>3.0% based on NAV</b>
UNITS OUTSTANDING	<b>1,250,000</b>

**RISK RATING<sup>2</sup>**

LOW MEDIUM HIGH

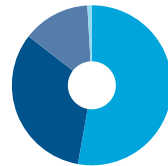
**WHY INVEST IN DYNAMIC ACTIVE REAL ESTATE ETF ?**

- Access to high-quality real estate assets through public companies.
- Diversification benefits from an asset class highly sought after by pension funds and institutional investors.
- Actively managed portfolio that offers a conservative quarterly income stream.

**GROWTH OF \$10,000**

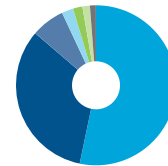
Investment fund regulations restrict the presentation of performance figures until a fund reaches its one year anniversary.

**ASSET ALLOCATION**



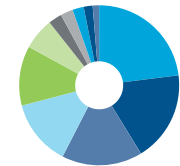
- 52.8% Common Stocks-US
- 32.7% Common Stocks-CDN
- 13.6% Common Stocks-Foreign
- 0.9% Cash, Short-Term Investments & Other Net Assets

**GEOGRAPHIC ALLOCATION**



- 52.8% United States
- 32.7% Canada
- 6.7% United Kingdom
- 2.3% Japan
- 1.9% Australia
- 1.5% Germany
- 1.2% Spain

**SECTOR ALLOCATION**



- 22.8% Residential
- 18.1% Industrials
- 16.2% Retail
- 13.2% Health Care
- 11.9% Communications & Technology
- 6.3% Self Storage
- 2.7% Real Estate Services
- 2.5% Office
- 2.3% Hotels & Gaming
- 1.8% Diversified
- 1.3% Home Builders

**CALENDAR RETURNS %**

Investment fund regulations restrict the presentation of performance figures until a fund reaches its one year anniversary.

**COMPOUND RETURNS %**

Investment fund regulations restrict the presentation of performance figures until a fund reaches its one year anniversary.

**HISTORICAL DISTRIBUTIONS (\$/unit)**

2024							2023				
Sep	Aug	Jul	Jun	May	Apr	Mar	Feb	Jan	Dec	Nov	Oct
0.1500	-	0.0004	-	-	-	-	-	-	-	-	-

**[1]** Distribution Reinvestment Plan ("DRIP") is available, allowing investors to reinvest cash distributions, provided that the Advisor's brokerage firm supports participation in the DRIP. Cash distributions are declared at the sole discretion of the manager and are not guaranteed. **[2]** All investments involve risk. The value of the Fund can go down as well as up and you could lose money. The Manager has rated the risk of this Fund based on industry standard risk rating guidelines. For more information about the specific risks of this Fund and its risk rating, see the fund's prospectus, including the disclosure under the headings "Risk Factors" and "Risk Ratings of the Funds".

**DYNAMIC ACTIVE REAL ESTATE ETF**

• Holdings as at August 31, 2024.

Dynamic Funds is a leading Canadian investment company offering a comprehensive range of investment services, including mutual funds, tax-advantaged products and customized high net-worth programs.

**Customer Relations Centre**

Toll free: 1-800-268-8186

Tel: 514-908-3212 (English)  
514-908-3217 (French)Fax: 416-363-4179 or  
1-800-361-4768Email: [service@dynamic.ca](mailto:service@dynamic.ca)**Ontario (Head Office)**40 Temperance Street, 16th Floor  
Toronto, ON M5H 0B4

Toll free: 1-866-977-0477

Tel: 416-363-5621

**Eastern Canada**1200 McGill College Ave., Ste. 2300  
Montreal, QC H3B 4G7**Western Canada**Suite 1130  
685 Center Street South  
Calgary, AB T2G 2C7Four Bentall Centre  
1055 Dunsmuir St., Ste. 3434  
P.O. Box 49217  
Vancouver, BC V7X 1K8**TOP EQUITY HOLDINGS %**

Prologis, Inc.

Ventas, Inc.

Canadian Apartment Properties Real  
Estate Investment Trust

RioCan Real Estate Investment Trust

Chartwell Retirement Residences

Mid-America Apartment Communities,  
Inc.First Capital Real Estate Investment  
Trust

Granite Real Estate Investment Trust

AvalonBay Communities, Inc.

American Tower Corporation

**Total allocation in top holdings 36.1**

Commissions, management fees and expenses all may be associated with mutual fund investments, including ETFs. Please read the prospectus before investing. The indicated rates of return are the historical annual compounded total returns including changes in unit value and reinvestment of all distributions and do not take into account sales, redemption, distribution or operational charges or income taxes payable by any securityholder that would have reduced returns. Mutual Funds funds and ETFs are not guaranteed, their values change frequently and past performance may not be repeated. The information herein does not constitute specific advice regarding your personal investment situation or provide specific individual advice about investment, financial, legal, accounting, tax or similar matters. Please contact your financial advisor on your particular circumstances.

Dynamic Funds® is a registered trademark of its owner, used under license and a division of 1832 Asset Management L.P.


[dynamic.ca/f/10035](https://dynamic.ca/f/10035)

**Dynamic Funds®**  
Invest with advice.