

## INTERNATIONAL EQUITY

# DYNAMIC ACTIVE INTERNATIONAL DIVIDEND ETF

• Performance as at November 30, 2024. Holdings as at October 31, 2024.

TICKER SYMBOL: DXW

### DANA LOVE M.Sc., CFA

Senior Portfolio Manager: 4.8 years on fund

### KEVIN KAMINSKI MBA, CFA

Portfolio Manager: 4.8 years on fund

### RYAN IRVINE MBA, CFA

Portfolio Manager: On Fund since January 2024

EXCHANGE	<b>Toronto Stock Exchange</b>
INCEPTION	<b>2020 February</b>
NET ASSETS	<b>\$31.36M</b>
HOLDINGS	<b>41</b>
MER <sup>1</sup>	<b>0.77%</b>
MANAGEMENT FEE	<b>0.5%</b>
NAV	<b>\$22.00</b>
STANDARD DEVIATION	<b>14.44% over 3 years</b>
ACTIVE SHARE	<b>92.9% as of September 30, 2024</b>
R <sup>2</sup>	<b>0.87</b>
DISTRIBUTIONS	<b>Variable<sup>2 3</sup></b>
EXCHANGE PRICE	<b>\$22.72</b>
UNITS OUTSTANDING	<b>1,475,000</b>

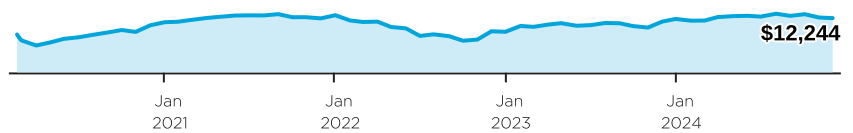
### RISK RATING<sup>4</sup>

LOW MEDIUM HIGH

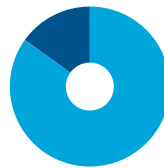
### WHY INVEST IN DYNAMIC ACTIVE INTERNATIONAL DIVIDEND ETF ?

- A flexible investment mandate investing outside of North America that is not restricted to sector, country, or market capitalization.
- A well-diversified, concentrated portfolio focused on dividend paying companies.
- Actively managed by an experienced portfolio management team with a focus on balancing risk and return potential.

### GROWTH OF \$10,000

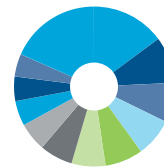


### ASSET ALLOCATION



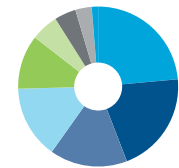
84.9% Common Stocks-Foreign  
15.1% Cash, Short-Term Investments & Other Net Assets

### GEOGRAPHIC ALLOCATION



12.6% United Kingdom  
8.0% Japan  
6.8% Mexico  
6.6% Germany  
6.5% Finland  
5.8% Sweden  
5.7% France  
4.9% Spain  
4.3% Switzerland  
4.2% Hong Kong  
3.9% Norway  
15.6% Other

### SECTOR ALLOCATION



20.0% Financials  
17.5% Consumer Discretionary  
13.3% Information Technology  
12.5% Industrials  
9.3% Materials  
4.7% Consumer Staples  
3.7% Energy  
2.8% Communication Services  
1.1% Health Care

### CALENDAR RETURNS %

YTD	2023	2022	2021	2020	2019	2018	2017	2016
0.9	17.0	-18.0	8.2	-	-	-	-	-

### COMPOUND RETURNS %

1 mo	3 mo	6 mo	YTD	1 yr	3 yrs	5 yrs	10 yrs	Incep
-0.7	-2.5	-2.5	0.9	4.1	0.1	-	-	4.2

### HISTORICAL DISTRIBUTIONS (\$/unit)

2024											2023
Nov	Oct	Sep	Aug	Jul	Jun	May	Apr	Mar	Feb	Jan	Dec
0.0140	0.0450	0.0410	0.0030	0.0390	0.0540	0.1660	0.0180	0.0590	-	0.0200	0.0520

[1] for the period ended December 31, 2023. [2] Distribution Reinvestment Plan ("DRIP") is available, allowing investors to reinvest cash distributions, provided that the Advisor's brokerage firm supports participation in the DRIP. Cash distributions are declared at the sole discretion of the manager and are not guaranteed. [3] This ETF pays distributions at a variable rate. Accordingly, it is possible that the ETF may not pay a distribution in a given payment period. Distributions are not guaranteed and may be adjusted from time to time at the discretion of the manager. [4] All investments involve risk. The value of the Fund can go down as well as up and you could lose money. The Manager has rated the risk of this Fund based on industry standard risk rating guidelines. For more information about the specific risks of this Fund and its risk rating, see the fund's prospectus, including the disclosure under the headings "Risk Factors" and "Risk Ratings of the Funds".

**DYNAMIC ACTIVE INTERNATIONAL DIVIDEND ETF**

• Performance as at November 30, 2024. Holdings as at October 31, 2024.

Dynamic Funds is a leading Canadian investment company offering a comprehensive range of investment services, including mutual funds, tax-advantaged products and customized high net-worth programs.

**Customer Relations Centre**

**Toll free:** 1-800-268-8186  
**Tel:** 514-908-3212 (English)  
 514-908-3217 (French)  
**Fax:** 416-363-4179 or  
 1-800-361-4768  
**Email:** [service@dynamic.ca](mailto:service@dynamic.ca)

**Ontario (Head Office)**

40 Temperance Street, 16th Floor  
 Toronto, ON M5H 0B4  
**Toll free:** 1-866-977-0477  
**Tel:** 416-363-5621

**Eastern Canada**

1200 McGill College Ave., Ste. 2300  
 Montreal, QC H3B 4G7

**Western Canada**

Suite 1130  
 685 Center Street South  
 Calgary, AB T2G 2C7

**Four Bentall Centre**

1055 Dunsmuir St., Ste. 3434  
 P.O. Box 49217  
 Vancouver, BC V7X 1K8

**TOP EQUITY HOLDINGS %**

Techtronic Industries	4.3
Evolution Gaming Group	4.0
Sampo	3.5
3i Group	3.1
Amadeus IT	3.1
Wal-Mart de México	3.0
Stora Enso	3.0
Teleperformance	2.6
Kuehne & Nagel International	2.6
Bechtle	2.4
<b>Total allocation in top holdings</b>	<b>31.6</b>

Commissions, management fees and expenses all may be associated with mutual fund investments, including ETFs. Please read the prospectus before investing. The indicated rates of return are the historical annual compounded total returns including changes in unit value and reinvestment of all distributions and do not take into account sales, redemption, distribution or operational charges or income taxes payable by any securityholder that would have reduced returns. Mutual Funds funds and ETFs are not guaranteed, their values change frequently and past performance may not be repeated. The information herein does not constitute specific advice regarding your personal investment situation or provide specific individual advice about investment, financial, legal, accounting, tax or similar matters. Please contact your financial advisor on your particular circumstances.

Dynamic Funds® is a registered trademark of its owner, used under license and a division of 1832 Asset Management L.P.

The Growth of \$10,000 chart reflects a hypothetical \$10,000 investment and assumes reinvestment of dividends and capital gains. Fund expenses, including management fees and other expenses, were deducted. As a result of the risks and limitations inherent in hypothetical performance data, hypothetical results may differ from actual performance.



[dynamic.ca/f/10021](https://dynamic.ca/f/10021)