

U.S. EQUITY

DYNAMIC AMERICAN FUND ¹

Series H (USD) • Performance as at July 31, 2025. Holdings as at June 30, 2025.

DAVID L. FINGOLD BSc. Management
Senior Portfolio Manager: 19.8 years on fund

INCEPTION	2012 February
NET ASSETS	\$841.92M
HOLDINGS	38
MER ²	2.39%
MANAGEMENT FEE	2%
NAV	\$19.70 USD
ACTIVE SHARE	66.2% as of June 30, 2025
SEVEN-DAY YIELD	null%

RISK RATING³

LOW	MEDIUM	HIGH
-----	--------	------

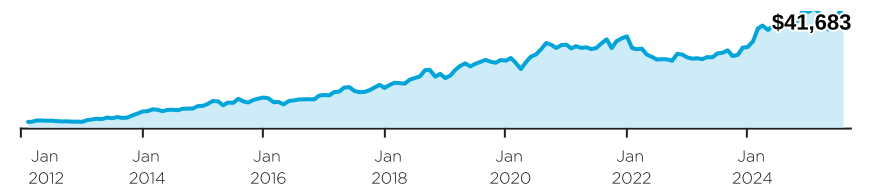
FUND CODES (Prefix: DYN)

Series	FE	LL	LL2	DSC	No load	ETF
A	041	641 ⁴	7066 ⁴	741 ⁴		
DCAF	841	141 ⁴		941 ⁴		
A (USD)	044	644 ⁴		744 ⁴		
F					249	
DCAF - F					2400	
F (USD)					1010	
FH (USD)					2643	
FT					3811	
G	041G ⁴	641G ⁴		741G ⁴		
H (USD)	2640	2641 ⁴		2642 ⁴		
I					1141	
I (USD)					1144	
T	1006	1016 ⁴	7067 ⁴	1026 ⁴		

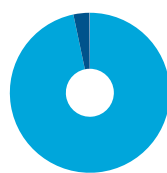
WHY INVEST IN DYNAMIC AMERICAN FUND ?

- A flexible Fund that employs a bottom-up investment process to participate in a broad variety of opportunities in the U.S.
- A high active share measure means the Fund has a low correlation to the index and many competitor funds, and could be a diversifier in most portfolios.
- Access to one of the world's deepest and broadest markets through true active management.

GROWTH OF \$10,000 ¹

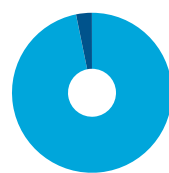


ASSET ALLOCATION



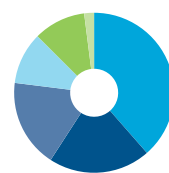
- 96.7% Common Stocks-US
- 3.2% Common Stocks-Foreign
- 0.1% Cash, Short-Term Investments & Other Net Assets

GEOGRAPHIC ALLOCATION



- 96.7% United States
- 3.2% Sweden

SECTOR ALLOCATION



- 38.5% Information Technology
- 20.6% Industrials
- 17.8% Financials
- 10.5% Communication Services
- 10.5% Consumer Discretionary
- 2.0% Consumer Staples

CALENDAR RETURNS ¹ %

YTD	2024	2023	2022	2021	2020	2019	2018	2017
3.0	31.8	10.3	-17.3	7.3	16.4	21.8	14.1	11.1

COMPOUND RETURNS ¹ %

1 mo	3 mo	6 mo	YTD	1 yr	3 yrs	5 yrs	10 yrs	Incep
4.1	17.3	0.8	3.0	11.4	15.1	6.7	9.8	11.2

HISTORICAL DISTRIBUTIONS (USD\$/unit)

2025	2024	2023	2022	2021	2020	2019	2018	2017
Jul	Jun	May	Apr	Mar	Feb	Jan	Dec	Nov
—	—	—	—	—	—	—	2.0951	—

[1] Name change effective November 18, 2016. Formerly Dynamic American Value Fund. [2] For the period ended 2024-06-30. [3] Risk rating measures the degree of uncertainty that an investor can handle regarding fluctuations in the value of their portfolio. The amount of risk associated with any particular investment depends largely on your own personal circumstances including your time horizon, liquidity needs, portfolio size, income, investment knowledge and attitude toward price fluctuations. Investors should consult their financial advisor before making a decision as to whether this mutual fund is a suitable investment for them. [4] Not available for purchases, switches out only.

U.S. EQUITY

DYNAMIC AMERICAN FUND ¹

Series H (USD) • Performance as at July 31, 2025. Holdings as at June 30, 2025.

Dynamic Funds is a leading Canadian investment company offering a comprehensive range of investment services, including mutual funds, tax-advantaged products and customized high net-worth programs.

Customer Relations Centre

Toll free: 1-800-268-8186

Tel: 514-908-3212 (English)
514-908-3217 (French)

Fax: 416-363-4179 or
1-800-361-4768

Email: service@dynamic.ca

Ontario (Head Office)

40 Temperance Street, 16th Floor
Toronto, ON M5H 0B4
Toll free: 1-866-977-0477
Tel: 416-363-5621

Eastern Canada

1200 McGill College Ave., Ste. 2300
Montreal, QC H3B 4G7

Western Canada

Suite 1130
685 Center Street South
Calgary, AB T2G 2C7

Four Bentall Centre
1055 Dunsmuir St., Ste. 3434
P.O. Box 49217
Vancouver, BC V7X 1K8

TOP EQUITY HOLDINGS %

NVIDIA Corporation	8.6
Microsoft Corporation	8.2
GE Vernova Inc.	4.4
Meta Platforms, Inc.	4.1
General Electric Company	3.9
Broadcom Inc.	3.8
Netflix, Inc.	3.3
JPMorgan Chase & Co.	3.2
Spotify Technology S.A.	3.2
Howmet Aerospace Inc.	3.1

Total allocation in top holdings 45.8

DYNAMIC PREFERRED PRICING

Management fee rates are applied back to dollar one

Fund Value	%
\$0K - \$250K	2.000%
\$250K - \$1M	1.900%
\$1M - \$5M	1.825%
\$5M+	1.775%

Commissions, trailing commissions, management fees and expenses all may be associated with mutual fund investments. Please read the prospectus before investing.

The indicated rates of return are the historical annual compounded total returns including changes in units [share] value and reinvestment of all distributions [dividends] and do not take into account sales, redemption, distribution or optional charges or income taxes payable by any security holder that would have reduced returns. The rates of return are used only to illustrate the effects of the compound growth rate and are not intended to reflect future values of the mutual fund or returns on investment in the mutual fund. Investments in mutual funds are not guaranteed, their values change frequently and past performance may not be repeated.



dynamic.ca/f/1104

www.dynamic.ca

Dynamic Funds® is a registered trademark of The Bank of Nova Scotia, used under license by, and is a division of, 1832 Asset Management L.P. © Copyright 2025 The Bank of Nova Scotia. All rights reserved.

Dynamic Funds®
Invest with advice.