

GLOBAL BALANCED

DYNAMIC GLOBAL ASSET ALLOCATION CLASS

Series F (USD) • Performance as at August 31, 2025. Holdings as at August 31, 2025.

DAVID L. FINGOLD BSc. Management
Senior Portfolio Manager: 13.9 years on fund

DEREK AMERY BA (Hons.), MA, CFA
Senior Portfolio Manager: 6.5 years on fund

INCEPTION	2011 November
NET ASSETS	\$508.53M
HOLDINGS	44
MER ¹	1.21%
MANAGEMENT FEE	0.85%
NAV	\$21.18 USD
DISTRIBUTIONS	

RISK RATING²

LOW		MEDIUM	HIGH
-----	--	--------	------

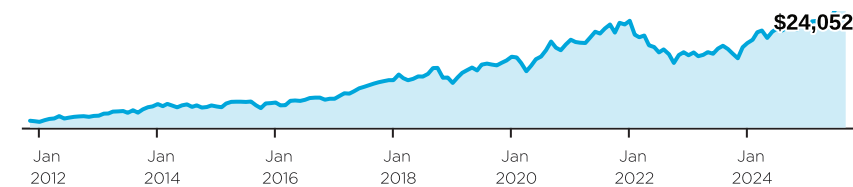
FUND CODES (Prefix: DYN)

Series	FE	LL	LL2	DSC	No load	ETF
A	2680	2681 ³	7078 ³	2682 ³		
DCAF	2693	2694 ³		2695 ³		
A (USD)	2684	2685 ³		2686 ³		
F					2683	
DCAF - F					3781	
F (USD)					2687	
FT					2678	
I					2691 ³	
T	2688	2689 ³	7079 ³	2690 ³		

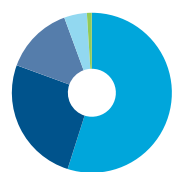
WHY INVEST IN DYNAMIC GLOBAL ASSET ALLOCATION CLASS ?

- Actively managed balanced portfolio of global equities and fixed income investments.
- Tactical asset allocation provides access to rising stock markets while bond positions offer stability in market downturns.
- Seasoned Portfolio Managers with global expertise who have more than 40+ years combined experience.

GROWTH OF \$10,000

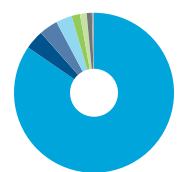


ASSET ALLOCATION⁴



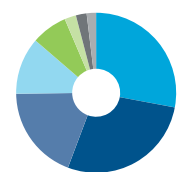
- 54.9% Common Stocks-US
- 25.7% Foreign Bonds & Debentures
- 13.8% Common Stocks-Foreign
- 4.6% Cash, Short-Term Investments & Other Net Assets
- 1.0% Commodities

GEOGRAPHIC ALLOCATION⁴



- 80.7% United States
- 3.7% Japan
- 3.6% Germany
- 3.1% Israel
- 1.6% Switzerland
- 1.3% Taiwan
- 1.0% Canada
- 0.4% Sweden

SECTOR ALLOCATION⁴



- 19.2% Financials
- 19.1% Information Technology
- 13.1% Industrials
- 7.9% Consumer Discretionary
- 5.0% Communication Services
- 1.6% Health Care
- 1.5% Materials
- 1.3% Utilities
- 0.4%
- 0.4%

CALENDAR RETURNS %

YTD	2024	2023	2022	2021	2020	2019	2018	2017
10.7	10.1	8.4	-19.2	11.8	11.8	22.3	-2.3	18.3

COMPOUND RETURNS %

1 mo	3 mo	6 mo	YTD	1 yr	3 yrs	5 yrs	10 yrs	Incep
-0.6	5.0	6.9	10.7	11.0	9.5	3.8	7.3	6.3

HISTORICAL DISTRIBUTIONS (USD\$/unit)

2025					2024				
Aug	Jul	Jun	May	Apr	Mar	Feb	Jan	Dec	Nov
-	-	-	-	-	-	-	0.1404	-	-

[1] For the period ended 2024-06-30. [2] Risk rating measures the degree of uncertainty that an investor can handle regarding fluctuations in the value of their portfolio. The amount of risk associated with any particular investment depends largely on your own personal circumstances including your time horizon, liquidity needs, portfolio size, income, investment knowledge and attitude toward price fluctuations. Investors should consult their financial advisor before making a decision as to whether this mutual fund is a suitable investment for them. [3] Not available for purchases, switches out only. [4] Information is based on Dynamic Global Asset Allocation Fund

GLOBAL BALANCED

DYNAMIC GLOBAL ASSET ALLOCATION CLASS

Series F (USD) • Performance as at August 31, 2025. Holdings as at August 31, 2025.

Dynamic Funds is a leading Canadian investment company offering a comprehensive range of investment services, including mutual funds, tax-advantaged products and customized high net-worth programs.

Customer Relations Centre

Toll free: 1-800-268-8186
Tel: 514-908-3212 (English)
514-908-3217 (French)
Fax: 416-363-4179 or
1-800-361-4768
Email: service@dynamic.ca

Ontario (Head Office)

40 Temperance Street, 16th Floor
Toronto, ON M5H 0B4
Toll free: 1-866-977-0477
Tel: 416-363-5621

Eastern Canada

1200 McGill College Ave., Ste. 2300
Montreal, QC H3B 4G7

Western Canada

Suite 1130
685 Center Street South
Calgary, AB T2G 2C7

Four Bentall Centre
1055 Dunsmuir St., Ste. 3434
P.O. Box 49217
Vancouver, BC V7X 1K8

TOP EQUITY HOLDINGS %

NVIDIA Corporation	3.8
Microsoft Corporation	3.2
Apple Inc.	3.1
Alphabet Inc.	2.8
JPMorgan Chase & Co.	2.3
Mitsubishi Heavy Industries Limited	2.2
Bank of America Corporation	2.2
Broadcom Inc.	2.2
General Electric Company	2.1
Amazon.com, Inc.	2.0
Total allocation in top holdings	25.9

TOP BOND HOLDINGS %

United States Treasury, 3.875% Aug. 15 34	18.0
United States Treasury, 4.125% Feb. 28 27	7.7
Total allocation in top holdings	25.7

DYNAMIC PREFERRED PRICING

Management fee rates are applied back to dollar one

Fund Value	%
\$0K - \$250K	0.850%
\$250K - \$1M	0.775%
\$1M - \$5M	0.725%
\$5M+	0.675%

Commissions, trailing commissions, management fees and expenses all may be associated with mutual fund investments. Please read the prospectus before investing.

The indicated rates of return are the historical annual compounded total returns including changes in units [share] value and reinvestment of all distributions [dividends] and do not take into account sales, redemption, distribution or optional charges or income taxes payable by any security holder that would have reduced returns. The rates of return are used only to illustrate the effects of the compound growth rate and are not intended to reflect future values of the mutual fund or returns on investment in the mutual fund. Investments in mutual funds are not guaranteed, their values change frequently and past performance may not be repeated.



dynamic.ca/f/1124

Dynamic Funds®
Invest with advice.