

GLOBAL BALANCED

DYNAMIC GLOBAL ASSET ALLOCATION CLASS

Series T • Performance as at June 30, 2025. Holdings as at June 30, 2025.

**DAVID L. FINGOLD BSc. Management**  
Senior Portfolio Manager: 13.7 years on fund

**DEREK AMERY BA (Hons.), MA, CFA**  
Senior Portfolio Manager: 6.3 years on fund

INCEPTION	2011 November
NET ASSETS	\$512.35M
HOLDINGS	44
MER <sup>1</sup>	2.33%
MANAGEMENT FEE	1.9%
NAV	\$12.90
STANDARD DEVIATION	8.76% over 3 years
R <sup>2</sup>	0.56
DISTRIBUTIONS	\$0.0531 Monthly <sup>3</sup>
YIELD	5.0% based on NAV <sup>2</sup>

RISK RATING<sup>4</sup>

LOW		MEDIUM		HIGH
-----	--	--------	--	------

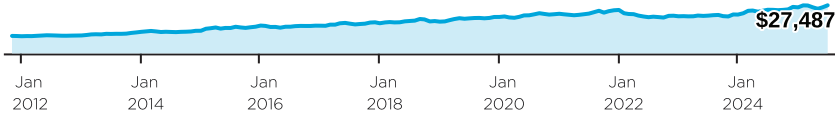
FUND CODES (Prefix: DYN)

Series	FE	LL	LL2	DSC	No load	ETF
A	2680	2681 <sup>5</sup>	7078 <sup>5</sup>	2682 <sup>5</sup>		
DCAF	2693	2694 <sup>5</sup>		2695 <sup>5</sup>		
A (USD)	2684	2685 <sup>5</sup>		2686 <sup>5</sup>		
F					2683	
DCAF - F					3781	
F (USD)					2687	
FT					2678	
I					2691 <sup>5</sup>	
T	2688	2689 <sup>5</sup>	7079 <sup>5</sup>	2690 <sup>5</sup>		

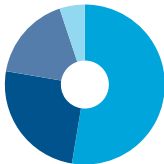
WHY INVEST IN DYNAMIC GLOBAL ASSET ALLOCATION CLASS ?

- Actively managed balanced portfolio of global equities and fixed income investments.
- Tactical asset allocation provides access to rising stock markets while bond positions offer stability in market downturns.
- Seasoned Portfolio Managers with global expertise who have more than 40+ years combined experience.

GROWTH OF \$10,000

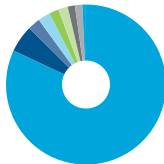


ASSET ALLOCATION<sup>6</sup>



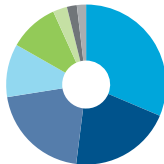
- 52.6% Common Stocks-US
- 25.1% Foreign Bonds & Debentures
- 17.2% Common Stocks-Foreign
- 5.1% Cash, Short-Term Investments & Other Net Assets

GEOGRAPHIC ALLOCATION<sup>6</sup>



- 77.8% United States
- 5.2% Israel
- 2.4% Germany
- 2.3% Sweden
- 1.9% Taiwan
- 1.8% Japan
- 1.4% France
- 1.4% Switzerland
- 0.7% Italy

SECTOR ALLOCATION<sup>6</sup>



- 21.9% Information Technology
- 14.4% Financials
- 14.3% Industrials
- 7.5% Communication Services
- 7.0% Consumer Discretionary
- 2.0% Utilities
- 1.4% Health Care
- 1.3% Consumer Staples

CALENDAR RETURNS %

YTD	2024	2023	2022	2021	2020	2019	2018	2017
4.5	18.6	4.6	-14.6	9.7	8.7	14.9	5.3	8.8

COMPOUND RETURNS %

1 mo	3 mo	6 mo	YTD	1 yr	3 yrs	5 yrs	10 yrs	Incep
4.3	4.4	4.5	4.5	10.2	9.9	4.8	6.6	7.7

HISTORICAL DISTRIBUTIONS (\$/unit)

2025				2024							
Jun	May	Apr	Mar	Feb	Jan	Dec	Nov	Oct	Sep	Aug	Jul
0.0531	0.0531	0.0531	0.0531	0.0531	0.1469	0.0469	0.0469	0.0469	0.0469	0.0469	0.0469

The benchmark used for analytics for this fund is 60% MSCI World/40% Bloomberg Global Aggregate Bond Index C\$ (eff Jan 1 2019).

[1] For the period ended 2024-06-30. [2] The yield is determined by annualizing the fixed distribution rate and does not include any distributions in excess of the fixed distribution rate that may be paid at the fund's year-end. [3] We review the amount of the distribution in January of each year. [4] Risk rating measures the degree of uncertainty that an investor can handle regarding fluctuations in the value of their portfolio. The amount of risk associated with any particular investment depends largely on your own personal circumstances including your time horizon, liquidity needs, portfolio size, income, investment knowledge and attitude toward price fluctuations. Investors should consult their financial advisor before making a decision as to whether this mutual fund is a suitable investment for them. [5] Not available for purchases, switches out only. [6] Information is based on Dynamic Global Asset Allocation Fund

# DYNAMIC GLOBAL ASSET ALLOCATION CLASS

Series T • Performance as at June 30, 2025. Holdings as at June 30, 2025.

Dynamic Funds is a leading Canadian investment company offering a comprehensive range of investment services, including mutual funds, tax-advantaged products and customized high net-worth programs.

**Customer Relations Centre**

Toll free: 1-800-268-8186

Tel: 514-908-3212 (English)  
514-908-3217 (French)Fax: 416-363-4179 or  
1-800-361-4768Email: [service@dynamic.ca](mailto:service@dynamic.ca)**Ontario (Head Office)**40 Temperance Street, 16th Floor  
Toronto, ON M5H 0B4

Toll free: 1-866-977-0477

Tel: 416-363-5621

**Eastern Canada**1200 McGill College Ave., Ste. 2300  
Montreal, QC H3B 4G7**Western Canada**Suite 1130  
685 Center Street South  
Calgary, AB T2G 2C7Four Bentall Centre  
1055 Dunsmuir St., Ste. 3434  
P.O. Box 49217  
Vancouver, BC V7X 1K8**TOP EQUITY HOLDINGS %**

NVIDIA Corporation	4.3
Microsoft Corporation	3.9
Elbit Systems Ltd.	3.1
Meta Platforms, Inc.	2.9
Netflix, Inc.	2.3
Spotify Technology S.A.	2.3
Howmet Aerospace Inc.	2.1
JPMorgan Chase & Co.	2.1
Broadcom Inc.	2.0
Siemens Energy AG	2.0
<b>Total allocation in top holdings</b>	<b>27.0</b>

**TOP BOND HOLDINGS %**

United States Treasury, 3.875% Aug. 15 34	20.3
United States Treasury, 4.125% Feb. 28 27	4.8
<b>Total allocation in top holdings</b>	<b>25.1</b>

**DYNAMIC PREFERRED PRICING**

Management fee rates are applied back to dollar one

Fund Value	%
\$0K - \$250K	1.900%
\$250K - \$1M	1.825%
\$1M - \$5M	1.775%
\$5M+	1.725%

Commissions, trailing commissions, management fees and expenses all may be associated with mutual fund investments. Please read the prospectus before investing.

The indicated rates of return are the historical annual compounded total returns including changes in units [share] value and reinvestment of all distributions [dividends] and do not take into account sales, redemption, distribution or optional charges or income taxes payable by any security holder that would have reduced returns. The rates of return are used only to illustrate the effects of the compound growth rate and are not intended to reflect future values of the mutual fund or returns on investment in the mutual fund. Investments in mutual funds are not guaranteed, their values change frequently and past performance may not be repeated.

R<sup>2</sup> is a measurement out of 100 that shows the extent to which a portfolio's movements can be explained by the benchmark's movements.

Standard deviation is a measure of volatility; it shows how broadly the Fund's returns have varied over a given time period.


[dynamic.ca/f/1130](https://dynamic.ca/f/1130)