

FIXED INCOME

# DYNAMIC DOLLAR-COST AVERAGING FUND

Series A • Performance as at November 30, 2024. Holdings as at October 31, 2024.

**BILL GIRARD BSc., BComm, MBA, CFA**

Portfolio Manager: 9.5 years on fund

**DEREK AMERY BA (Hons.), MA, CFA**

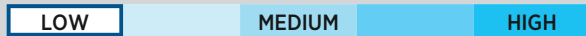
Senior Portfolio Manager: On Fund since May 2024

**DAVID DI DONATO BA, CFA**

Portfolio Manager: On Fund since May 2024

INCEPTION	<b>1998 January</b>
NET ASSETS	<b>\$55.64M</b>
HOLDINGS	<b>21</b>
MER <sup>1</sup>	<b>1.29%</b>
MANAGEMENT FEE	<b>1%</b>
NAV	<b>\$9.45</b>
STANDARD DEVIATION	<b>0.45% over 3 years</b>
DISTRIBUTIONS	<b>\$0.0272 monthly<sup>2</sup></b>

**RISK RATING<sup>3</sup>**



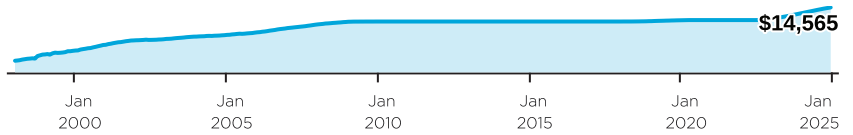
**FUND CODES (Prefix: DYN)**

Series	FE	LL	LL2	DSC	No load	ETF
A						
F						

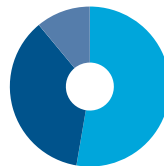
**WHY INVEST IN DYNAMIC DOLLAR-COST AVERAGING FUND ?**

- "Dollar cost averaging" aims to reduce the risk associated with timing a single lump sum investment.
- Each week for one year, 1/52 of initial investment is transferred into the Dynamic Fund(s) as pre-selected from a list of eligible funds.
- Unitholders also benefit from earning interest income in the Dynamic Dollar Cost Averaging Fund.

**GROWTH OF \$10,000**




**ASSET ALLOCATION**



- 52.7% Short Term Investments
- 36.3% Cash, Short-Term Investments & Other Net Assets
- 11.0% Corporate Bonds - CDN

**GEOGRAPHIC ALLOCATION**



- 100.0% Canada

**CALENDAR RETURNS %**

YTD	2023	2022	2021	2020	2019	2018	2017	2016
<b>3.3</b>	<b>3.6</b>	<b>0.9</b>	<b>0.0</b>	<b>0.1</b>	<b>0.6</b>	<b>0.2</b>	<b>—</b>	<b>—</b>

**COMPOUND RETURNS %**

1 mo	3 mo	6 mo	YTD	1 yr	3 yrs	5 yrs	10 yrs	Incep
<b>0.2</b>	<b>0.8</b>	<b>1.7</b>	<b>3.3</b>	<b>3.6</b>	<b>2.6</b>	<b>1.6</b>	<b>0.9</b>	<b>1.4</b>

**HISTORICAL DISTRIBUTIONS (\$/unit)**

2024											2023
Nov	Oct	Sep	Aug	Jul	Jun	May	Apr	Mar	Feb	Jan	Dec
<b>0.0272</b>	<b>0.0229</b>	<b>0.0236</b>	<b>0.0275</b>	<b>0.0266</b>	<b>0.0258</b>	<b>0.0361</b>	<b>0.0270</b>	<b>0.0313</b>	<b>0.0267</b>	<b>0.0426</b>	<b>0.0219</b>

The benchmark used for analytics for this fund is FTSE Canada 91 Day T-Bill Index.

[1] For the period ended 2024-06-30. [2] This fund series pays distributions at a variable rate. Accordingly, it is possible that the series may not pay a distribution in a given payment period. Distributions are not guaranteed and may be adjusted from time to time at the discretion of the fund manager. [3] Risk rating measures the degree of uncertainty that an investor can handle regarding fluctuations in the value of their portfolio. The amount of risk associated with any particular investment depends largely on your own personal circumstances including your time horizon, liquidity needs, portfolio size, income, investment knowledge and attitude toward price fluctuations. Investors should consult their financial advisor before making a decision as to whether this mutual fund is a suitable investment for them.

FIXED INCOME

# DYNAMIC DOLLAR-COST AVERAGING FUND

Series A • Performance as at November 30, 2024. Holdings as at October 31, 2024.

Dynamic Funds is a leading Canadian investment company offering a comprehensive range of investment services, including mutual funds, tax-advantaged products and customized high net-worth programs.

## Customer Relations Centre

Toll free: 1-800-268-8186  
Tel: 514-908-3212 (English)  
514-908-3217 (French)  
Fax: 416-363-4179 or  
1-800-361-4768  
Email: [service@dynamic.ca](mailto:service@dynamic.ca)

## Ontario (Head Office)

40 Temperance Street, 16th Floor  
Toronto, ON M5H 0B4  
Toll free: 1-866-977-0477  
Tel: 416-363-5621

## Eastern Canada

1200 McGill College Ave., Ste. 2300  
Montreal, QC H3B 4G7

## Western Canada

Suite 1130  
685 Center Street South  
Calgary, AB T2G 2C7

## Four Bentall Centre

1055 Dunsmuir St., Ste. 3434  
P.O. Box 49217  
Vancouver, BC V7X 1K8

Commissions, trailing commissions, management fees and expenses all may be associated with mutual fund investments. Please read the prospectus before investing.

The indicated rates of return are the historical annual compounded total returns including changes in units [share] value and reinvestment of all distributions [dividends] and do not take into account sales, redemption, distribution or optional charges or income taxes payable by any security holder that would have reduced returns. The rates of return are used only to illustrate the effects of the compound growth rate and are not intended to reflect future values of the mutual fund or returns on investment in the mutual fund. Investments in mutual funds are not guaranteed, their values change frequently and past performance may not be repeated.

Standard deviation is a measure of volatility; it shows how broadly the Fund's returns have varied over a given time period.



[dynamic.ca/f/1256](https://dynamic.ca/f/1256)

Researched by Dynamic Funds®

[www.dynamic.ca](http://www.dynamic.ca)  
Dynamic Funds® is a registered trademark of The Bank of Nova Scotia, used under license by, and is a division of, 1832 Asset Management LP. © Copyright 2024 The Bank of Nova Scotia. All rights reserved.

**Dynamic Funds®**  
*Invest with advice.*