

GLOBAL BALANCED

DYNAMICEDGE BALANCED PORTFOLIO

Series I (USD) • Performance as at July 31, 2024. Holdings as at July 31, 2024.

CRAIG MADDOCK CFA, MBA, CFP, FICB  
Portfolio Manager: 2.2 years on fund

YUKO GIRARD CFA, MBA, CAIA, FRM  
Portfolio Manager: 2.2 years on fund

WESLEY BLIGHT CFA  
Portfolio Manager: 2.2 years on fund

MARK FAIRBAIRN CFA  
Portfolio Manager: 2.2 years on fund

IAN TAYLOR CFA, CAIA  
Portfolio Manager: 2.2 years on fund

JENNY WANG CFA, MA  
Portfolio Manager: On Fund since January 2024

INCEPTION	2008 February
NET ASSETS	\$574.10M
HOLDINGS	940
MER <sup>1</sup>	0.14%
MANAGEMENT FEE	0.8%
NAV	\$13.26 USD

RISK RATING<sup>2</sup>

LOW	MEDIUM	HIGH
-----	--------	------

CURRENT WEIGHTINGS (%)

Dynamic Total Return Bond Fund	22.8
Dynamic Canadian Bond Fund	15.0
Dynamic Global Equity Fund	10.5
Dynamic Global Equity Income Fund	8.2
Dynamic Dividend Fund	6.3
Dynamic Global Dividend Fund	5.8
Dynamic Power Global Growth Class	5.6
Dynamic Corporate Bond Strategies Fund	5.0
Dynamic Credit Spectrum Fund	5.0
Dynamic Global Infrastructure Fund	3.7
Dynamic Power Canadian Growth Fund	3.7
Dynamic Value Fund Of Canada	2.5
Dynamic High Yield Bond Fund	2.5
Dynamic Premium Yield Fund	1.8
Dynamic Small Business Fund	1.5

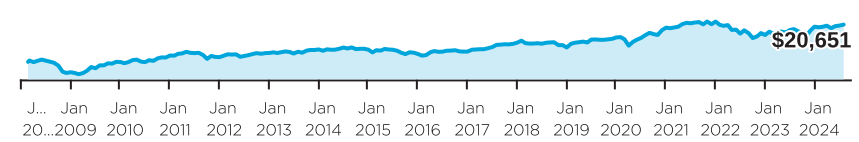
FUND CODES (Prefix: DYN)

Series	FE	LL	LL2	DSC	No load
A	1920	1921 <sup>3</sup>	7139 <sup>3</sup>	1922 <sup>3</sup>	
DCAF	1930	1931 <sup>3</sup>		1932 <sup>3</sup>	
A (USD)	1933	1934 <sup>3</sup>		1935 <sup>3</sup>	
F					1923
F (USD)					1936
FT					1928
G	1920G <sup>3</sup>	1921G <sup>3</sup>		1922G <sup>3</sup>	
I					1924
I (USD)					1937
IT					1929

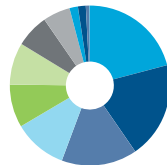
WHY INVEST IN DYNAMICEDGE BALANCED PORTFOLIO ?

- Access a diversified portfolio of actively managed Dynamic funds.
- Achieve a balance of income and long-term capital growth through the portfolio's target mix of 50% fixed income and 50% equity funds.

GROWTH OF \$10,000

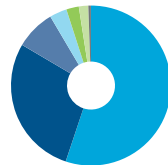


ASSET ALLOCATION



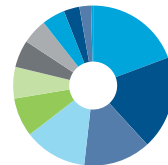
- 20.9% Common Stocks-US
- 19.5% Corporate Bonds - CDN
- 15.3% Common Stocks-Foreign
- 10.8% Common Stocks-CDN
- 8.7% Federal Govt Bonds - CDN
- 8.5% Provincial Govt Bonds - CDN
- 6.7% Foreign Bonds & Debentures
- 5.5% Cash, Short-Term Investments & Other Net Assets
- 1.7% Canadian - Foreign Pay Bonds
- 1.6% Mutual Funds - Canadian Income
- 0.7% Mutual Funds - Foreign Income
- 0.1% Other

GEOGRAPHIC ALLOCATION



- 52.1% Canada
- 26.8% United States
- 7.6% Continental Europe
- 3.3% Emerging Markets
- 2.4% United Kingdom
- 1.8% Pacific
- 0.5% Japan

SECTOR ALLOCATION



- 9.1% Financials
- 8.9% Information Technology
- 6.4% Consumer Discretionary
- 6.0% Industrials
- 3.7% Health Care
- 3.0% Energy
- 2.6% Consumer Staples
- 2.4% Utilities
- 2.2% Materials
- 1.5% Communication Services
- 1.1% Real Estate
- 0.2% Other

CALENDAR RETURNS %

YTD	2023	2022	2021	2020	2019	2018	2017	2016
2.9	13.5	-17.9	8.7	16.5	20.3	-8.8	19.5	5.7

COMPOUND RETURNS %

1 mo	3 mo	6 mo	YTD	1 yr	3 yrs	5 yrs	10 yrs	Incep
1.4	5.2	3.8	2.9	6.6	-1.0	4.7	4.1	4.5

HISTORICAL DISTRIBUTIONS (USD\$/unit)

2024	2023
Jul	Dec
Jun	Nov
May	Oct
Apr	Sep
Mar	Aug
Feb	
Jan	0.5583

[1] For the period ended 2023-06-30. [2] Risk rating measures the degree of uncertainty that an investor can handle regarding fluctuations in the value of their portfolio. The amount of risk associated with any particular investment depends largely on your own personal circumstances including your time horizon, liquidity needs, portfolio size, income, investment knowledge and attitude toward price fluctuations. Investors should consult their financial advisor before making a decision as to whether this mutual fund is a suitable investment for them. [3] Not available for purchases, switches out only.

GLOBAL BALANCED

DYNAMICEDGE BALANCED PORTFOLIO

Series I (USD) • Performance as at July 31, 2024. Holdings as at July 31, 2024.

TOP 5 HOLDINGS OF UNDERLYING FUNDS<sup>4</sup> (as at July 31, 2024)

CANADIAN EQUITY Target: 14.00%			
Dynamic Dividend Fund • Target: 6.25%	Dynamic Power Canadian Growth Fund • Target: 3.75%	Dynamic Small Business Fund • Target: 1.50%	Dynamic Value Fund Of Canada • Target: 2.50%
Royal Bank of Canada	NVIDIA Corporation	Jamieson Wellness Inc.	Power Corporation of Canada
Toronto-Dominion Bank (The)	TFI International Inc.	Element Fleet Management Corp.	Royal Bank of Canada
Enbridge Inc.	Intact Financial Corporation	Spin Master Corp.	Onex Corporation
Canadian Natural Resources Limited	Alphabet Inc., Class "C"	FirstService Corporation	Enbridge Inc.
Canadian National Railway Company	Microsoft Corporation	Aritzia Inc., Subordinated Voting	PrairieSky Royalty Ltd.
FOREIGN EQUITY Target: 36.00%			
Dynamic Global Dividend Fund • Target: 6.25%	Dynamic Global Equity Fund • Target: 10.75%	Dynamic Global Equity Income Fund, Series "O" • Target: 8.25%	Dynamic Global Infrastructure Fund • Target: 3.75%
Apple Inc.	Techtronic Industries Company Limited	Microsoft Corporation	Alerian MLP ETF
Microsoft Corporation	Ross Stores, Inc.	SAP SE	Entergy Corporation
JPMorgan Chase & Co.	Topdanmark A/S	Amazon.com, Inc.	FirstEnergy Corp.
NVIDIA Corporation	Kuehne & Nagel International AG	Visa Inc., Class "A"	Enbridge Inc.
Bank of America Corporation	Samsung Electronics Co., Ltd.	Shell PLC	Southern Company (The)
Dynamic Power Global Growth Class • Target: 5.25%	Dynamic Premium Yield Fund • Target: 1.75%		
Samsara Inc. Class A	Amazon.com, Inc.		
Monday.com Ltd.	Take-Two Interactive Software, Inc.		
Datadog, Inc., Class "A"	Sherwin-Williams Company (The)		
ServiceNow, Inc.	Avantor, Inc.		
Nu Holdings Ltd.	Cenovus Energy Inc.		
FIXED INCOME Target: 50.00%			
Dynamic Canadian Bond Fund • Target: 15.00%	Dynamic Corporate Bond Strategies Fund • Target: 5.00%	Dynamic Credit Spectrum Fund • Target: 5.00%	Dynamic High Yield Bond Fund • Target: 2.50%
Dynamic Short Term Credit PLUS Fund, Series "O"	1832 AM U.S. \$ Investment Grade U.S. Corporate Bond Pool, Series "I"	Dynamic Active Discount Bond ETF	Northland Power Inc., 9.250% Jun. 30 83
Canada Housing Trust, 4.250% Mar. 15 34	Brookfield Infrastructure Finance ULC, 3.41% Oct. 09 29	Government of Canada, 2.750% Dec. 01 55	Precision Drilling Corporation, 6.875% Jan. 15 29
Province of Ontario, 5.60% Jun. 02 35	Inter Pipeline Ltd., 3.983% Nov. 25 31	Parkland Corporation, 4.50% Oct. 01 29	iShares iBoxx \$ High Yield Corporate Bond ETF
Province of Ontario, 2.65% Dec. 02 50	Enbridge Inc., 5.375% Sep. 27 77	Northland Power Inc., 9.250% Jun. 30 83	Parkland Corporation, 4.50% Oct. 01 29
Province of Quebec, 3.10% Dec. 01 51	AerCap Ireland Capital Designated Activity Company/ Global Aviation Trust, 3.30% Jan. 30 32	Veren Inc, 5.503% Jun. 21 34	Home Point Capital Inc, 5.00% Feb. 01 26
Dynamic Total Return Bond Fund • Target: 22.50%			
Government of Canada, 3.00% Jun. 01 34			
Canada Housing Trust, 3.650% Jun. 15 33			
Province of Ontario, 4.150% Jun. 02 34			
Province of Ontario, 2.15% Jun. 02 31			
Province of Quebec, 3.25% Sep. 01 32			

[4] Dynamic Power Global Growth Class Top 5 holdings shown are as at previous month-end. Target portfolio weights shown are as of December 31, 2022, and are subject to change.

GLOBAL BALANCED

# DYNAMICEDGE BALANCED PORTFOLIO

Series I (USD) • Performance as at July 31, 2024. Holdings as at July 31, 2024.

Series	FE	LL	LL2	DSC	No load
T	1925	1926 <sup>3</sup>	7140 <sup>3</sup>	1927 <sup>3</sup>	

Dynamic Funds is a leading Canadian investment company offering a comprehensive range of investment services, including mutual funds, tax-advantaged products and customized high net-worth programs.

**Customer Relations Centre**

Toll free: 1-800-268-8186  
Tel: 514-908-3212 (English)  
514-908-3217 (French)  
Fax: 416-363-4179 or  
1-800-361-4768  
Email: service@dynamic.ca

**Ontario (Head Office)**

40 Temperance Street, 16th Floor  
Toronto, ON M5H 0B4  
Toll free: 1-866-977-0477  
Tel: 416-363-5621

**Eastern Canada**

1200 McGill College Ave., Ste. 2300  
Montreal, QC H3B 4G7

**Western Canada**

Suite 1130  
685 Center Street South  
Calgary, AB T2G 2C7

Four Bentall Centre  
1055 Dunsmuir St., Ste. 3434  
P.O. Box 49217  
Vancouver, BC V7X 1K8

**DYNAMIC PREFERRED PRICING**

Management fee rates are applied back to dollar one

Fund Value	%
\$0K - \$250K	0.800%
\$250K - \$1M	0.725%
\$1M - \$5M	0.675%
\$5M+	0.625%

Commissions, trailing commissions, management fees and expenses all may be associated with mutual fund investments. Please read the prospectus before investing.

The indicated rates of return are the historical annual compounded total returns including changes in units [share] value and reinvestment of all distributions [dividends] and do not take into account sales, redemption, distribution or optional charges or income taxes payable by any security holder that would have reduced returns. The rates of return are used only to illustrate the effects of the compound growth rate and are not intended to reflect future values of the mutual fund or returns on investment in the mutual fund. Investments in mutual funds are not guaranteed, their values change frequently and past performance may not be repeated.



dynamic.ca/f/1348

**Dynamic Funds®**  
Invest with advice.