

GLOBAL BALANCED

DYNAMICEDGE BALANCED GROWTH PORTFOLIO

Series F (USD) • Performance as at October 31, 2025. Holdings as at October 31, 2025.

CRAIG MADDOCK CFA, MBA, CFP, FICB  
Portfolio Manager: 3.5 years on fund

YUKO GIRARD CFA, MBA, CAIA, FRM  
Portfolio Manager: 3.5 years on fund

WESLEY BLIGHT CFA  
Portfolio Manager: 3.5 years on fund

MARK FAIRBAIRN CFA  
Portfolio Manager: 3.5 years on fund

IAN TAYLOR CFA, CAIA  
Portfolio Manager: 3.5 years on fund

JENNY WANG CFA, MA  
Portfolio Manager: 1.8 years on fund

RICHARD SCHMIDT CFA  
Portfolio Manager: On Fund since January 2025

INCEPTION	2008 February
NET ASSETS	\$1.14B
HOLDINGS	1367
MER <sup>1</sup>	1.20%
MANAGEMENT FEE	0.9%
NAV	\$18.54 USD

RISK RATING<sup>2</sup>

LOW		MEDIUM	HIGH
-----	--	--------	------

CURRENT WEIGHTINGS (%)

Dynamic Global Equity Fund	14.9
Dynamic Power Global Growth Class	12.3
Dynamic Total Return Bond Fund	10.7
Dynamic Global Equity Income Fund	9.4
Dynamic Global Dividend Fund	9.0
Dynamic Dividend Fund	6.6
Dynamic Canadian Bond Fund	6.2
Dynamic Power Canadian Growth Fund	5.8
Dynamic Active U.S. Equity ETF	4.2
Dynamic Value Fund Of Canada	3.8
Dynamic Corporate Bond Strategies Fund	3.7
Dynamic Emerging Markets Equity Fund	2.4
Dynamic Active Credit Strategies Private Pool	1.9
Dynamic Premium Yield PLUS Fund	1.8
Dynamic Real Estate & Infrastructure Income II Fund	1.7
Other	5.6

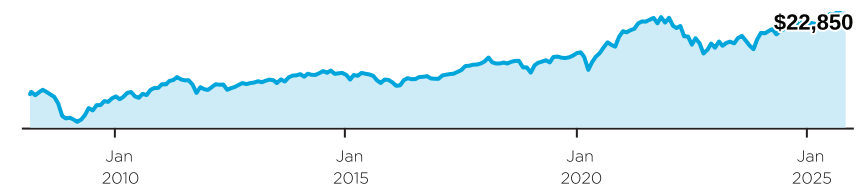
FUND CODES (Prefix: DYN)

Series	FE	LL	LL2	DSC	No load	ETF
A	1950	1951 <sup>3</sup>	7137 <sup>3</sup>	1952 <sup>3</sup>		
DCAF	1960	1962 <sup>3</sup>		1963 <sup>3</sup>		
A (USD)	1964	1965 <sup>3</sup>		1966 <sup>3</sup>		
F					1953	
F (USD)					1967	
FT					1958	
G	1950G <sup>3</sup>	1951G <sup>3</sup>		1952G <sup>3</sup>		

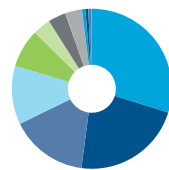
WHY INVEST IN DYNAMICEDGE BALANCED GROWTH PORTFOLIO ?

- Access a diversified portfolio of Dynamic's actively managed fixed income, equity, and liquid alternative funds.
- Achieve long-term growth with a 25% fixed income and 75% equity asset mix, including liquid alternatives.
- A complete investment solution, actively managed by the Multi-Asset Management Team.

GROWTH OF \$10,000

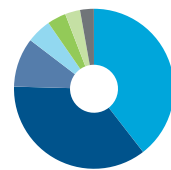


ASSET ALLOCATION



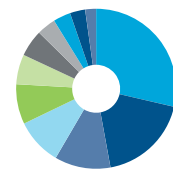
- 29.8% Common Stocks-US
- 22.3% Common Stocks-Foreign
- 15.7% Common Stocks-CDN
- 11.8% Corporate Bonds - CDN
- 7.8% Cash, Short-Term Investments & Other Net Assets
- 3.6% Federal Govt Bonds - CDN
- 3.6% Foreign Bonds & Debentures
- 3.4% Provincial Govt Bonds - CDN
- 0.7% Canadian - Foreign Pay Bonds
- 0.6% Mutual Funds - Canadian Income
- 0.6% Mutual Funds - Foreign Income
- 0.1% Other

GEOGRAPHIC ALLOCATION



- 36.5% Canada
- 33.2% United States
- 9.2% Continental Europe
- 4.6% Pacific
- 3.5% United Kingdom
- 2.8% Emerging Markets
- 2.6% Japan

SECTOR ALLOCATION



- 19.5% Information Technology
- 12.6% Financials
- 7.7% Industrials
- 6.4% Consumer Discretionary
- 5.5% Health Care
- 4.1% Materials
- 3.7% Communication Services
- 2.6% Energy
- 2.4% Real Estate
- 2.1% Consumer Staples
- 1.5% Utilities

CALENDAR RETURNS %

YTD	2024	2023	2022	2021	2020	2019	2018	2017
13.7	5.4	13.1	-20.8	10.3	20.2	21.9	-11.1	20.8

COMPOUND RETURNS %

1 mo	3 mo	6 mo	YTD	1 yr	3 yrs	5 yrs	10 yrs	Incep
1.2	4.9	12.6	13.7	13.1	11.3	6.1	6.5	4.8

HISTORICAL DISTRIBUTIONS (USD\$/unit)

2025										2024	
Oct	Sep	Aug	Jul	Jun	May	Apr	Mar	Feb	Jan	Dec	Nov
-	-	-	-	-	-	-	-	-	-	0.1609	-

[1] For the period ended 2025-06-30. [2] Risk rating measures the degree of uncertainty that an investor can handle regarding fluctuations in the value of their portfolio. The amount of risk associated with any particular investment depends largely on your own personal circumstances including your time horizon, liquidity needs, portfolio size, income, investment knowledge and attitude toward price fluctuations. Investors should consult their financial advisor before making a decision as to whether this mutual fund is a suitable investment for them. [3] Not available for purchases, switches out only.

# DYNAMICEDGE BALANCED GROWTH PORTFOLIO

Series F (USD) • Performance as at October 31, 2025. Holdings as at October 31, 2025.

## TOP 5 HOLDINGS OF UNDERLYING FUNDS<sup>4</sup> (as at October 31, 2025)

### CANADIAN EQUITY

Target: 18.00%

#### Dynamic Dividend Fund • Target: 6.25%

Royal Bank of Canada  
Toronto-Dominion Bank (The)  
Enbridge Inc.  
Brookfield Corporation  
Canadian Pacific Kansas City Ltd.

#### Dynamic Power Canadian Growth Fund • Target: 5.50%

NVIDIA Corporation  
Shopify Inc., Class "A"  
Microsoft Corporation  
Agnico Eagle Mines Limited  
Alphabet Inc., Class "C"

#### Dynamic Power Small Cap Fund • Target: 1.00%

Montage Gold Corp.  
Aritzia Inc., Subordinated Voting  
G Mining Venture Corporation  
goeasy Ltd.  
Definity Financial Corporation

#### Dynamic Small Business Fund • Target: 1.75%

Jamieson Wellness Inc.  
Element Fleet Management Corp.  
Chartwell Retirement Residences  
Aritzia Inc., Subordinated Voting  
Kinaxis Inc.

#### Dynamic Value Fund Of Canada • Target: 3.50%

Onex Corporation  
Bank of Nova Scotia (The)  
Power Corporation of Canada  
Royal Bank of Canada  
Toronto-Dominion Bank (The)

### GLOBAL EQUITY

Target: 42.25%

#### Dynamic Global Dividend Fund • Target: 9.50%

NVIDIA Corporation  
Apple Inc.  
Alphabet Inc., Class "A"  
Microsoft Corporation  
Broadcom Inc.

#### Dynamic Global Equity Fund • Target: 12.75%

Stora Enso OYJ, Series "R"  
NEC Corporation  
Samsung Electronics Co., Ltd.  
Sampo OYJ, Series "A"  
Alphabet Inc., Class "A"

#### Dynamic Global Equity Income Fund, Series "O" • Target: 9.00%

Microsoft Corporation  
Amazon.com, Inc.  
Thermo Fisher Scientific Inc.  
Visa Inc., Class "A"  
Shell PLC

#### Dynamic Power Global Growth Class • Target: 11.00%

AppLovin Corporation, Class "A"  
Cloudflare, Inc., Class "A"  
Shopify Inc., Class "A"  
MongoDB, Inc.  
Snowflake Inc., Class "A"

### FIXED INCOME

Target: 31.50%

#### Dynamic Canadian Bond Fund • Target: 5.25%

Dynamic Short Term Credit PLUS Fund, Series "O"  
Government of Canada, 2.750% Dec. 01 55  
Province of Ontario, 2.90% Dec. 02 46  
Canada Housing Trust, 3.600% Sep. 15 35  
Province of Quebec, 3.10% Dec. 01 51

#### Dynamic Corporate Bond Strategies Fund • Target: 3.50%

Dynamic Active U.S. Investment Grade Corporate Bond ETF  
Inter Pipeline Ltd., 3.983% Nov. 25 31  
Brookfield Infrastructure Finance ULC, 3.41% Oct. 09 29  
Enbridge Inc., 5.375% Sep. 27 77  
Toronto-Dominion Bank (The), 4.423%, Oct. 31 35

#### Dynamic High Yield Bond Fund • Target: 3.50%

United States Treasury, 3.875% Jun. 30 30  
Parkland Corporation, 4.50% Oct. 01 29  
PennyMac Financial Services, Inc., 5.75% Sep. 15 31  
Precision Drilling Corporation, 6.875% Jan. 15 29  
Coeur Mining, Inc., 5.125% Feb. 15 29

#### Dynamic Total Return Bond Fund • Target: 19.25%

Canadian Government Bonds, 3.250%, Dec. 01 35  
Canada Housing Trust, 3.600% Sep. 15 35  
Government of Canada, 2.75% Sep. 01 27  
Province of Ontario, 4.150% Jun. 02 34  
Canadian Government Bonds, 3.250%, Jun. 01 35

[4] Dynamic Power Global Growth Class Top 5 holdings shown are as at previous month-end. Target portfolio weights shown are as of December 31, 2022, and are subject to change.

**DYNAMICEDGE BALANCED GROWTH PORTFOLIO**

Series F (USD) • Performance as at October 31, 2025. Holdings as at October 31, 2025.

Series	FE	LL	LL2	DSC	No load	ETF
I					1954	
I (USD)					1968	
IT					1959	
T	1955	1956 <sup>3</sup>	7138 <sup>3</sup>	1957 <sup>3</sup>		

Dynamic Funds is a leading Canadian investment company offering a comprehensive range of investment services, including mutual funds, tax-advantaged products and customized high net-worth programs.

**Customer Relations Centre**

Toll free: 1-800-268-8186

Tel: 514-908-3212 (English)  
514-908-3217 (French)Fax: 416-363-4179 or  
1-800-361-4768Email: [service@dynamic.ca](mailto:service@dynamic.ca)**Ontario (Head Office)**40 Temperance Street, 16th Floor  
Toronto, ON M5H 0B4

Toll free: 1-866-977-0477

Tel: 416-363-5621

**Eastern Canada**1200 McGill College Ave., Ste. 2300  
Montreal, QC H3B 4G7**Western Canada**Suite 1130  
685 Center Street South  
Calgary, AB T2G 2C7Four Bentall Centre  
1055 Dunsmuir St., Ste. 3434  
P.O. Box 49217  
Vancouver, BC V7X 1K8**DYNAMIC PREFERRED PRICING**

Management fee rates are applied back to dollar one

Fund Value	%
\$0K - \$250K	0.900%
\$250K - \$1M	0.825%
\$1M - \$5M	0.775%
\$5M+	0.725%

Commissions, trailing commissions, management fees and expenses all may be associated with mutual fund investments. Please read the prospectus before investing.

The indicated rates of return are the historical annual compounded total returns including changes in units [share] value and reinvestment of all distributions [dividends] and do not take into account sales, redemption, distribution or optional charges or income taxes payable by any security holder that would have reduced returns. The rates of return are used only to illustrate the effects of the compound growth rate and are not intended to reflect future values of the mutual fund or returns on investment in the mutual fund. Investments in mutual funds are not guaranteed, their values change frequently and past performance may not be repeated.

Compound growth calculations are used only for the purpose of illustrating the effects of compound growth and are not intended to reflect future value of any mutual fund or returns on investment in any mutual fund.

[dynamic.ca/f/1374](https://dynamic.ca/f/1374)