

GLOBAL BALANCED

DYNAMICEDGE GROWTH PORTFOLIO

Series F (USD) • Performance as at October 31, 2025. Holdings as at October 31, 2025.

CRAIG MADDOCK CFA, MBA, CFP, FICB

Portfolio Manager: 3.5 years on fund

YUKO GIRARD CFA, MBA, CAIA, FRM

Portfolio Manager: 3.5 years on fund

WESLEY BLIGHT CFA

Portfolio Manager: 3.5 years on fund

MARK FAIRBAIRN CFA

Portfolio Manager: 3.5 years on fund

IAN TAYLOR CFA, CAIA

Portfolio Manager: 3.5 years on fund

JENNY WANG CFA, MA

Portfolio Manager: 1.8 years on fund

RICHARD SCHMIDT CFA

Portfolio Manager: On Fund since January 2025

| | |
|------------------|---------------|
| INCEPTION | 2008 February |
| NET ASSETS | \$710.63M |
| HOLDINGS | 1364 |
| MER ¹ | 1.26% |
| MANAGEMENT FEE | 1% |
| NAV | \$22.69 USD |

RISK RATING²

| | | | | |
|-----|--|--------|--|------|
| LOW | | MEDIUM | | HIGH |
|-----|--|--------|--|------|

CURRENT WEIGHTINGS (%)

| | |
|---|------|
| Dynamic Global Equity Fund | 17.9 |
| Dynamic Power Global Growth Class | 15.1 |
| Dynamic Global Equity Income Fund | 11.5 |
| Dynamic Global Dividend Fund | 11.1 |
| Dynamic Dividend Fund | 7.8 |
| Dynamic Power Canadian Growth Fund | 6.9 |
| Dynamic Active U.S. Equity ETF | 5.0 |
| Dynamic Total Return Bond Fund | 4.5 |
| Dynamic Value Fund Of Canada | 4.5 |
| Dynamic Canadian Bond Fund | 2.8 |
| Dynamic Power Small Cap Fund | 2.2 |
| Dynamic Premium Yield PLUS Fund | 2.1 |
| Dynamic Real Estate & Infrastructure Income II Fund | 2.0 |
| Dynamic Emerging Markets Equity Fund | 1.9 |
| Dynamic Corporate Bond Strategies Fund | 1.4 |
| Other | 3.3 |

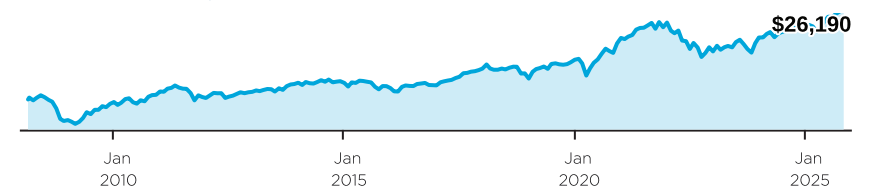
FUND CODES (Prefix: DYN)

| Series | FE | LL | LL2 | DSC | No load | ETF |
|---------|--------------------|--------------------|-------------------|--------------------|---------|-----|
| A | 1970 | 1971 ³ | 7150 ³ | 1972 ³ | | |
| DCAF | 1980 | 1981 ³ | | 1982 ³ | | |
| A (USD) | 1983 | 1984 ³ | | 1985 ³ | | |
| F | | | | | 1973 | |
| F (USD) | | | | | 1986 | |
| FT | | | | | 1978 | |
| G | 1970G ³ | 1971G ³ | | 1972G ³ | | |

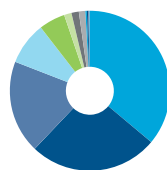
WHY INVEST IN DYNAMICEDGE GROWTH PORTFOLIO ?

- Access a diversified portfolio of Dynamic's actively managed fixed income, equity, and liquid alternative funds.
- Achieve long-term growth with a 10% fixed income and 90% equity asset mix, including liquid alternatives.
- A complete investment solution, actively managed by the Multi-Asset Management Team.

GROWTH OF \$10,000

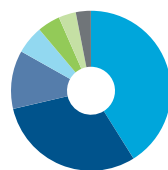


ASSET ALLOCATION



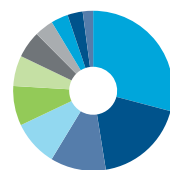
- 36.1% Common Stocks-US
- 26.0% Common Stocks-Foreign
- 18.8% Common Stocks-CDN
- 8.6% Cash, Short-Term Investments & Other Net Assets
- 5.3% Corporate Bonds - CDN
- 1.5% Provincial Govt Bonds - CDN
- 1.5% Foreign Bonds & Debentures
- 1.3% Federal Govt Bonds - CDN
- 0.3% Mutual Funds - Canadian Income
- 0.3% Canadian - Foreign Pay Bonds
- 0.2% Mutual Funds - Foreign Income
- 0.1% Other

GEOGRAPHIC ALLOCATION



- 37.6% United States
- 27.7% Canada
- 10.8% Continental Europe
- 5.2% Pacific
- 4.2% United Kingdom
- 3.2% Japan
- 2.8% Emerging Markets

SECTOR ALLOCATION



- 23.6% Information Technology
- 14.9% Financials
- 9.1% Industrials
- 7.5% Consumer Discretionary
- 6.5% Health Care
- 5.0% Materials
- 4.4% Communication Services
- 3.1% Energy
- 2.8% Real Estate
- 2.5% Consumer Staples
- 1.7% Utilities

CALENDAR RETURNS %

| YTD | 2024 | 2023 | 2022 | 2021 | 2020 | 2019 | 2018 | 2017 |
|------|------|------|-------|------|------|------|-------|------|
| 15.0 | 7.7 | 13.4 | -21.8 | 13.1 | 22.9 | 24.6 | -11.5 | 24.0 |

COMPOUND RETURNS %

| 1 mo | 3 mo | 6 mo | YTD | 1 yr | 3 yrs | 5 yrs | 10 yrs | Incep |
|------|------|------|------|------|-------|-------|--------|-------|
| 1.4 | 5.6 | 14.9 | 15.0 | 15.0 | 12.6 | 7.4 | 7.8 | 5.6 |

HISTORICAL DISTRIBUTIONS (USD\$/unit)

| 2025 | | | | | | | | | | | 2024 | |
|------|-----|-----|-----|-----|-----|-----|-----|-----|-----|--------|------|--|
| Oct | Sep | Aug | Jul | Jun | May | Apr | Mar | Feb | Jan | Dec | Nov | |
| - | - | - | - | - | - | - | - | - | - | 0.4907 | - | |

[1] For the period ended 2025-06-30. [2] Risk rating measures the degree of uncertainty that an investor can handle regarding fluctuations in the value of their portfolio. The amount of risk associated with any particular investment depends largely on your own personal circumstances including your time horizon, liquidity needs, portfolio size, income, investment knowledge and attitude toward price fluctuations. Investors should consult their financial advisor before making a decision as to whether this mutual fund is a suitable investment for them. [3] Not available for purchases, switches out only.

DYNAMICEDGE GROWTH PORTFOLIO

Series F (USD) • Performance as at October 31, 2025. Holdings as at October 31, 2025.

TOP 5 HOLDINGS OF UNDERLYING FUNDS⁴ (as at October 31, 2025)

CANADIAN EQUITY

Target: 22.00%

| Dynamic Dividend Fund • Target: 6.50% | Dynamic Power Canadian Growth Fund • Target: 7.75% | Dynamic Power Small Cap Fund • Target: 2.25% | Dynamic Small Business Fund • Target: 1.00% | Dynamic Value Fund Of Canada • Target: 4.50% |
|--|---|---|--|---|
| Royal Bank of Canada | NVIDIA Corporation | Montage Gold Corp. | Jamieson Wellness Inc. | Onex Corporation |
| Toronto-Dominion Bank (The) | Shopify Inc., Class "A" | Aritzia Inc., Subordinated Voting | Element Fleet Management Corp. | Bank of Nova Scotia (The) |
| Enbridge Inc. | Microsoft Corporation | G Mining Venture Corporation | Chartwell Retirement Residences | Power Corporation of Canada |
| Brookfield Corporation | Agnico Eagle Mines Limited | goeasy Ltd. | Aritzia Inc., Subordinated Voting | Royal Bank of Canada |
| Canadian Pacific Kansas City Ltd. | Alphabet Inc., Class "C" | Definity Financial Corporation | Kinaxis Inc. | Toronto-Dominion Bank (The) |

GLOBAL EQUITY

Target: 52.25%

| Dynamic Global Dividend Fund • Target: 14.75% | Dynamic Global Equity Fund • Target: 14.75% | Dynamic Global Equity Income Fund, Series "O" • Target: 9.75% | Dynamic Power Global Growth Class • Target: 13.00% |
|--|--|--|---|
| NVIDIA Corporation | Stora Enso OYJ, Series "R" | Microsoft Corporation | AppLovin Corporation, Class "A" |
| Apple Inc. | NEC Corporation | Amazon.com, Inc. | Cloudflare, Inc., Class "A" |
| Alphabet Inc., Class "A" | Samsung Electronics Co., Ltd. | Thermo Fisher Scientific Inc. | Shopify Inc., Class "A" |
| Microsoft Corporation | Sampo OYJ, Series "A" | Visa Inc., Class "A" | MongoDB, Inc. |
| Broadcom Inc. | Alphabet Inc., Class "A" | Shell PLC | Snowflake Inc., Class "A" |

FIXED INCOME

Target: 18.00%

| Dynamic Canadian Bond Fund • Target: 3.00% | Dynamic Corporate Bond Strategies Fund • Target: 2.00% | Dynamic High Yield Bond Fund • Target: 2.00% | Dynamic Total Return Bond Fund • Target: 11.00% |
|---|---|---|--|
| Dynamic Short Term Credit PLUS Fund, Series "O" | Dynamic Active U.S. Investment Grade Corporate Bond ETF | United States Treasury, 3.875% Jun. 30 30 | Canadian Government Bonds, 3.250%, Dec. 01 35 |
| Government of Canada, 2.750% Dec. 01 55 | Inter Pipeline Ltd., 3.983% Nov. 25 31 | Parkland Corporation, 4.50% Oct. 01 29 | Canada Housing Trust, 3.600% Sep. 15 35 |
| Province of Ontario, 2.90% Dec. 02 46 | Brookfield Infrastructure Finance ULC, 3.41% Oct. 09 29 | PennyMac Financial Services, Inc., 5.75% Sep. 15 31 | Government of Canada, 2.75% Sep. 01 27 |
| Canada Housing Trust, 3.600% Sep. 15 35 | Enbridge Inc., 5.375% Sep. 27 77 | Precision Drilling Corporation, 6.875% Jan. 15 29 | Province of Ontario, 4.150% Jun. 02 34 |
| Province of Quebec, 3.10% Dec. 01 51 | Toronto-Dominion Bank (The), 4.423%, Oct. 31 35 | Coeur Mining, Inc., 5.125% Feb. 15 29 | Canadian Government Bonds, 3.250%, Jun. 01 35 |

[4] Dynamic Power Global Growth Class Top 5 holdings shown are as at previous month-end. Target portfolio weights shown are as of December 31, 2022, and are subject to change.

DYNAMICEDGE GROWTH PORTFOLIO

Series F (USD) • Performance as at October 31, 2025. Holdings as at October 31, 2025.

| Series | FE | LL | LL2 | DSC | No load | ETF |
|---------|------|-------------------|-------------------|-------------------|---------|-----|
| I | | | | | 1974 | |
| I (USD) | | | | | 1987 | |
| IT | | | | | 1979 | |
| T | 1975 | 1976 ³ | 7151 ³ | 1977 ³ | | |

Dynamic Funds is a leading Canadian investment company offering a comprehensive range of investment services, including mutual funds, tax-advantaged products and customized high net-worth programs.

Customer Relations Centre

Toll free: 1-800-268-8186

Tel: 514-908-3212 (English)
514-908-3217 (French)Fax: 416-363-4179 or
1-800-361-4768Email: service@dynamic.ca**Ontario (Head Office)**40 Temperance Street, 16th Floor
Toronto, ON M5H 0B4

Toll free: 1-866-977-0477

Tel: 416-363-5621

Eastern Canada1200 McGill College Ave., Ste. 2300
Montreal, QC H3B 4G7**Western Canada**Suite 1130
685 Center Street South
Calgary, AB T2G 2C7Four Bentall Centre
1055 Dunsmuir St., Ste. 3434
P.O. Box 49217
Vancouver, BC V7X 1K8**DYNAMIC PREFERRED PRICING**

Management fee rates are applied back to dollar one

| Fund Value | % |
|---------------|--------|
| \$0K - \$250K | 1.000% |
| \$250K - \$1M | 0.900% |
| \$1M - \$5M | 0.825% |
| \$5M+ | 0.775% |

Commissions, trailing commissions, management fees and expenses all may be associated with mutual fund investments. Please read the prospectus before investing.

The indicated rates of return are the historical annual compounded total returns including changes in units [share] value and reinvestment of all distributions [dividends] and do not take into account sales, redemption, distribution or optional charges or income taxes payable by any security holder that would have reduced returns. The rates of return are used only to illustrate the effects of the compound growth rate and are not intended to reflect future values of the mutual fund or returns on investment in the mutual fund. Investments in mutual funds are not guaranteed, their values change frequently and past performance may not be repeated.

Compound growth calculations are used only for the purpose of illustrating the effects of compound growth and are not intended to reflect future value of any mutual fund or returns on investment in any mutual fund.

dynamic.ca/f/1396