

GLOBAL EQUITY

DYNAMICEDGE EQUITY PORTFOLIO

Series F • Performance as at August 31, 2025. Holdings as at August 31, 2025.

CRAIG MADDOCK CFA, MBA, CFP, FICB

Portfolio Manager: 3.3 years on fund

YUKO GIRARD CFA, MBA, CAIA, FRM

Portfolio Manager: 3.3 years on fund

WESLEY BLIGHT CFA

Portfolio Manager: 3.3 years on fund

MARK FAIRBAIRN CFA

Portfolio Manager: 3.3 years on fund

IAN TAYLOR CFA, CAIA

Portfolio Manager: 3.3 years on fund

JENNY WANG CFA, MA

Portfolio Manager: 1.7 years on fund

INCEPTION	2008 February
NET ASSETS	\$456.46M
HOLDINGS	586
MER ¹	1.26%
MANAGEMENT FEE	1%
NAV	\$38.07
STANDARD DEVIATION	11.13% over 3 years
R ²	0.93

RISK RATING²

LOW	MEDIUM	HIGH
-----	--------	------

CURRENT WEIGHTINGS (%)

Dynamic Global Equity Fund	20.4
Dynamic Global Equity Income Fund	14.8
Dynamic Power Global Growth Class	14.0
Dynamic Global Dividend Fund	12.0
Dynamic Dividend Fund	8.7
Dynamic Power Canadian Growth Fund	7.6
Dynamic Active U.S. Equity ETF	5.4
Dynamic Value Fund Of Canada	5.0
Dynamic Emerging Markets Equity Fund	3.4
Dynamic Power Small Cap Fund	2.5
Dynamic Premium Yield PLUS Fund	2.5
Dynamic Real Estate & Infrastructure Income II Fund	2.4
Dynamic Small Business Fund	1.2

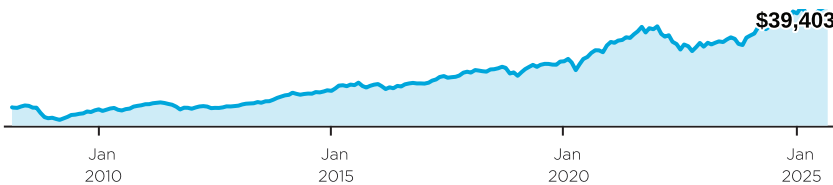
FUND CODES (Prefix: DYN)

Series	FE	LL	LL2	DSC	No load	ETF
A	1990	1991 ³	7146 ³	1992 ³		
DCAF	1760	1761 ³		1762 ³		
A (USD)	1763	1764 ³		1765 ³		
F					1993	
F (USD)					1766	
FT					1998	
G	1990G ³	1991G ³		1992G ³		
I					1994	
I (USD)					1767	
IT					1999	

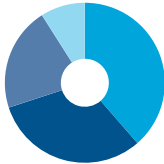
WHY INVEST IN DYNAMICEDGE EQUITY PORTFOLIO ?

- Access a diversified portfolio of Dynamic's actively managed fixed income, equity, and liquid alternative funds.
- Achieve long-term growth with a 100% equity asset mix, including liquid alternatives.
- A complete investment solution, actively managed by the Multi-Asset Management Team.

GROWTH OF \$10,000

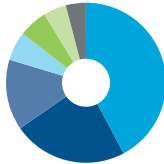


ASSET ALLOCATION



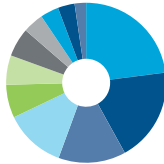
- 38.6% Common Stocks-US
- 31.4% Common Stocks-Foreign
- 21.0% Common Stocks-CDN
- 9.0% Cash, Short-Term Investments & Other Net Assets

GEOGRAPHIC ALLOCATION



- 38.4% United States
- 21.1% Canada
- 13.0% Continental Europe
- 5.3% Emerging Markets
- 5.3% Pacific
- 4.2% United Kingdom
- 3.7% Japan

SECTOR ALLOCATION



- 20.9% Information Technology
- 17.3% Financials
- 12.4% Consumer Discretionary
- 11.2% Industrials
- 6.1% Health Care
- 5.4% Communication Services
- 5.3% Materials
- 3.8% Energy
- 3.4% Consumer Staples
- 3.1% Real Estate
- 2.1% Utilities

CALENDAR RETURNS %

YTD	2024	2023	2022	2021	2020	2019	2018	2017
6.3	20.9	11.6	-17.6	15.6	23.9	22.0	-4.6	18.8

COMPOUND RETURNS %

1 mo	3 mo	6 mo	YTD	1 yr	3 yrs	5 yrs	10 yrs	Incep
1.4	6.0	3.9	6.3	14.0	12.6	8.3	9.3	8.1

The benchmark used for analytics for this fund is 30% S&P/TSX Composite Index/ 70% Solactive GBS Developed Market Large & Mid Cap Index.

[1] For the period ended 2024-06-30. [2] Risk rating measures the degree of uncertainty that an investor can handle regarding fluctuations in the value of their portfolio. The amount of risk associated with any particular investment depends largely on your own personal circumstances including your time horizon, liquidity needs, portfolio size, income, investment knowledge and attitude toward price fluctuations. Investors should consult their financial advisor before making a decision as to whether this mutual fund is a suitable investment for them. [3] Not available for purchases, switches out only.

GLOBAL EQUITY

DYNAMICEDGE EQUITY PORTFOLIO

Series F • Performance as at August 31, 2025. Holdings as at August 31, 2025.

TOP 5 HOLDINGS OF UNDERLYING FUNDS⁴ (as at August 31, 2025)

CANADIAN EQUITY Target: 27.50%			
Dynamic Dividend Fund • Target: 8.25%	Dynamic Power Canadian Growth Fund • Target: 9.75%	Dynamic Power Small Cap Fund • Target: 2.75%	Dynamic Small Business Fund • Target: 1.25%
Royal Bank of Canada	NVIDIA Corporation	goeasy Ltd.	Jamieson Wellness Inc.
Toronto-Dominion Bank (The)	Microsoft Corporation	Montage Gold Corp.	Aritzia Inc., Subordinated Voting
Enbridge Inc.	National Bank of Canada	Aritzia Inc., Subordinated Voting	Element Fleet Management Corp.
Canadian Pacific Kansas City Ltd.	Agnico-Eagle Mines Limited	Definity Financial Corporation	FirstService Corporation
Brookfield Corporation	Dollarama Inc.	MDA Space Limited	Chartwell Retirement Residences
Dynamic Value Fund Of Canada • Target: 5.50%			
Onex Corporation			
Power Corporation of Canada			
Bank of Nova Scotia (The)			
Royal Bank of Canada			
Toronto-Dominion Bank (The)			
GLOBAL EQUITY Target: 65.25%			
Dynamic Global Dividend Fund • Target: 19.25%	Dynamic Global Equity Fund • Target: 19.25%	Dynamic Global Equity Income Fund, Series "O" • Target: 10.75%	Dynamic Power Global Growth Class • Target: 16.00%
NVIDIA Corporation	Stora Enso OYJ, Series "R"	Microsoft Corporation	Snowflake Inc., Class "A"
Apple Inc.	Sampo OYJ, Series "A"	Amazon.com, Inc.	Sea Limited, ADR
Microsoft Corporation	Techtronic Industries Company Limited	Visa Inc., Class "A"	Cloudflare, Inc., Class "A"
Alphabet Inc., Class "A"	NEC Corporation	Shell PLC	MercadoLibre, Inc.
Broadcom Inc.	Microsoft Corporation	Thermo Fisher Scientific Inc.	Shopify Inc., Class "A"

[4] Dynamic Power Global Growth Class Top 5 holdings shown are as at previous month-end. Target portfolio weights shown are as of December 31, 2022, and are subject to change.

GLOBAL EQUITY

DYNAMICEDGE EQUITY PORTFOLIO

Series F • Performance as at August 31, 2025. Holdings as at August 31, 2025.

Series	FE	LL	LL2	DSC	No load	ETF
T	1995	1996 ³	7147 ³	1997 ³		

Dynamic Funds is a leading Canadian investment company offering a comprehensive range of investment services, including mutual funds, tax-advantaged products and customized high net-worth programs.

Customer Relations Centre

Toll free: 1-800-268-8186
Tel: 514-908-3212 (English)
514-908-3217 (French)
Fax: 416-363-4179 or
1-800-361-4768
Email: service@dynamic.ca

Ontario (Head Office)

40 Temperance Street, 16th Floor
Toronto, ON M5H 0B4
Toll free: 1-866-977-0477
Tel: 416-363-5621

Eastern Canada

1200 McGill College Ave., Ste. 2300
Montreal, QC H3B 4G7

Western Canada

Suite 1130
685 Center Street South
Calgary, AB T2G 2C7

Four Bentall Centre
1055 Dunsmuir St., Ste. 3434
P.O. Box 49217
Vancouver, BC V7X 1K8

DYNAMIC PREFERRED PRICING

Management fee rates are applied back to dollar one

Fund Value	%
\$0K - \$250K	1.000%
\$250K - \$1M	0.900%
\$1M - \$5M	0.825%
\$5M+	0.775%

Commissions, trailing commissions, management fees and expenses all may be associated with mutual fund investments. Please read the prospectus before investing.

The indicated rates of return are the historical annual compounded total returns including changes in units [share] value and reinvestment of all distributions [dividends] and do not take into account sales, redemption, distribution or optional charges or income taxes payable by any security holder that would have reduced returns. The rates of return are used only to illustrate the effects of the compound growth rate and are not intended to reflect future values of the mutual fund or returns on investment in the mutual fund. Investments in mutual funds are not guaranteed, their values change frequently and past performance may not be repeated.

R² is a measurement out of 100 that shows the extent to which a portfolio's movements can be explained by the benchmark's movements.

Standard deviation is a measure of volatility; it shows how broadly the Fund's returns have varied over a given time period.



dynamic.ca/f/1416

Dynamic Funds®
Invest with advice.