

# DYNAMICEDGE BALANCED CLASS PORTFOLIO

Series A • Performance as at November 30, 2024. Holdings as at October 31, 2024.

**CRAIG MADDOCK CFA, MBA, CFP, FICB**

Portfolio Manager: 2.5 years on fund

**YUKO GIRARD CFA, MBA, CAIA, FRM**

Portfolio Manager: 2.5 years on fund

**WESLEY BLIGHT CFA**

Portfolio Manager: 2.5 years on fund

**MARK FAIRBAIRN CFA**

Portfolio Manager: 2.5 years on fund

**IAN TAYLOR CFA, CAIA**

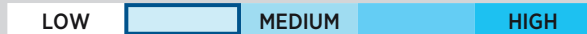
Portfolio Manager: 2.5 years on fund

**JENNY WANG CFA, MA**

Portfolio Manager: On Fund since January 2024

INCEPTION	<b>2008 February</b>
NET ASSETS	<b>\$229.39M</b>
HOLDINGS	<b>1180</b>
MER <sup>1</sup>	<b>2.16%</b>
MANAGEMENT FEE	<b>1.8%</b>
NAV	<b>\$17.14</b>
STANDARD DEVIATION	<b>8.88% over 3 years</b>
R <sup>2</sup>	<b>0.98</b>

**RISK RATING<sup>2</sup>**



**CURRENT WEIGHTINGS (%)**

Dynamic Total Return Bond Fund	22.4
Dynamic Canadian Bond Fund	15.0
Dynamic Global Equity Fund	11.7
Dynamic Global Equity Income Fund	9.2
Dynamic Dividend Fund	6.2
Dynamic Power Global Growth Fund	6.1
Dynamic Global Dividend Fund	6.0
Dynamic Credit Spectrum Fund	5.0
Dynamic Corporate Bond Strategies Fund	4.0
Dynamic Power Canadian Growth Fund	3.7
Dynamic Value Fund Of Canada	2.5
Dynamic Small Business Fund	1.5
Dynamic High Yield Bond Fund	1.5
Dynamic Premium Yield PLUS Fund	1.5
Dynamic Real Estate & Infrastructure Income II Fund	1.5
Other	2.2

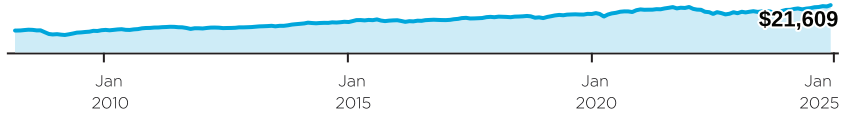
**FUND CODES (Prefix: DYN)**

Series	FE	LL	LL2	DSC	No load	ETF
A	1820	1821 <sup>3</sup>	7133 <sup>3</sup>	1822 <sup>3</sup>		
DCAF	1830	1831 <sup>3</sup>		1832 <sup>3</sup>		
A (USD)	1833	1834 <sup>3</sup>		1835 <sup>3</sup>		
F					1823	
F (USD)					1836	
FT					1828	
G	1820G <sup>3</sup>	1821G <sup>3</sup>		1822G <sup>3</sup>		

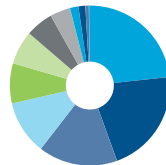
**WHY INVEST IN DYNAMICEDGE BALANCED CLASS PORTFOLIO ?**

- Access a diversified portfolio of actively managed Dynamic funds.
- Achieve a balance of income and long-term capital growth through the portfolio's target mix of 50% fixed income and 50% equity funds.

**GROWTH OF \$10,000**

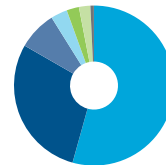


**ASSET ALLOCATION**



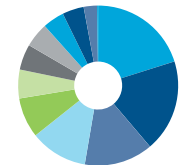
- 23.3% Corporate Bonds - CDN
- 21.2% Common Stocks-US
- 16.0% Common Stocks-Foreign
- 10.9% Common Stocks-CDN
- 8.1% Provincial Govt Bonds - CDN
- 6.8% Foreign Bonds & Debentures
- 5.6% Federal Govt Bonds - CDN
- 4.1% Cash, Short-Term Investments & Other Net Assets
- 1.7% Mutual Funds - Canadian Income
- 1.4% Canadian - Foreign Pay Bonds
- 0.7% Mutual Funds - Foreign Income
- 0.2% Other

**GEOGRAPHIC ALLOCATION**



- 52.1% Canada
- 27.8% United States
- 7.5% Continental Europe
- 3.2% Emerging Markets
- 2.4% United Kingdom
- 2.2% Pacific
- 0.7% Japan

**SECTOR ALLOCATION**



- 9.7% Information Technology
- 9.0% Financials
- 6.7% Consumer Discretionary
- 5.6% Industrials
- 3.9% Health Care
- 2.8% Consumer Staples
- 2.5% Materials
- 2.4% Communication Services
- 2.1% Real Estate
- 2.1% Energy
- 1.3% Utilities
- 0.1% Other

**CALENDAR RETURNS %**

YTD	2023	2022	2021	2020	2019	2018	2017	2016
<b>11.3</b>	<b>8.4</b>	<b>-13.7</b>	<b>5.7</b>	<b>11.9</b>	<b>12.0</b>	<b>-2.6</b>	<b>9.0</b>	<b>0.4</b>

**COMPOUND RETURNS %**

1 mo	3 mo	6 mo	YTD	1 yr	3 yrs	5 yrs	10 yrs	Incep
<b>2.9</b>	<b>4.2</b>	<b>7.8</b>	<b>11.3</b>	<b>14.1</b>	<b>2.1</b>	<b>4.2</b>	<b>4.4</b>	<b>4.7</b>

**HISTORICAL DISTRIBUTIONS (\$/unit)**

2024												2023
Nov	Oct	Sep	Aug	Jul	Jun	May	Apr	Mar	Feb	Jan	Dec	
-	-	-	-	-	-	-	-	-	-	-	-	<b>0.0524</b>

The benchmark used for analytics for this fund is 15% S&P/TSX Composite Index/ 35% Solactive GBS Developed Market Large & Mid Cap Index/ 50% FTSE Canada Universe Bond Index.

[1] For the period ended 2024-06-30. [2] Risk rating measures the degree of uncertainty that an investor can handle regarding fluctuations in the value of their portfolio. The amount of risk associated with any particular investment depends largely on your own personal circumstances including your time horizon, liquidity needs, portfolio size, income, investment knowledge and attitude toward price fluctuations. Investors should consult their financial advisor before making a decision as to whether this mutual fund is a suitable investment for them. [3] Not available for purchases, switches out only.

## DYNAMICEDGE BALANCED CLASS PORTFOLIO

Series A • Performance as at November 30, 2024. Holdings as at October 31, 2024.

TOP 5 HOLDINGS OF UNDERLYING FUNDS<sup>4</sup> (as at October 31, 2024)

## CANADIAN EQUITY

Target: 14.00%

Dynamic Dividend Fund • Target: 6.25%	Dynamic Power Canadian Growth Fund • Target: 3.75%	Dynamic Small Business Fund • Target: 1.50%	Dynamic Value Fund Of Canada • Target: 2.50%
Royal Bank of Canada	NVIDIA Corporation	Jamieson Wellness Inc.	Power Corporation of Canada
Toronto-Dominion Bank (The)	Intact Financial Corporation	Element Fleet Management Corp.	Royal Bank of Canada
Enbridge Inc.	TFI International Inc.	FirstService Corporation	Onex Corporation
Canadian Natural Resources Limited	Microsoft Corporation	Spin Master Corp.	Enbridge Inc.
Canadian National Railway Company	Alphabet Inc., Class "C"	Aritzia Inc., Subordinated Voting	Intact Financial Corporation

## FOREIGN EQUITY

Target: 30.50%

Dynamic Global Dividend Fund • Target: 6.25%	Dynamic Global Equity Fund • Target: 10.75%	Dynamic Global Equity Income Fund, Series "O" • Target: 8.25%	Dynamic Power Global Growth Fund • Target: 5.25%
NVIDIA Corporation	Techtronic Industries Company Limited	Microsoft Corporation	Monday.com Ltd.
Apple Inc.	Sampo OYJ	Amazon.com, Inc.	Samsara Inc. Class A
Walmart Inc.	DSV Panalpina A/S	Visa Inc., Class "A"	MercadoLibre, Inc.
Meta Platforms, Inc., Class "A"	Ross Stores, Inc.	SAP SE	CyberArk Software Ltd.
Costco Wholesale Corporation	UnitedHealth Group Incorporated	Alphabet Inc., Class "A"	Trade Desk, Inc. (The)

## FIXED INCOME

Target: 50.00%

Dynamic Canadian Bond Fund • Target: 15.00%	Dynamic Corporate Bond Strategies Fund • Target: 5.00%	Dynamic Credit Spectrum Fund • Target: 5.00%	Dynamic High Yield Bond Fund • Target: 2.50%
Canada Housing Trust, 4.250% Mar. 15 34	1832 AM U.S. \$ Investment Grade U.S. Corporate Bond Pool, Series "I"	Dynamic Active Discount Bond ETF	Home Point Capital Inc, 5.00% Feb. 01 26
Dynamic Short Term Credit PLUS Fund, Series "O"	Dynamic Active U.S. Investment Grade Corporate Bond ETF	Government of Canada, 2.750% Dec. 01 55	iShares iBoxx \$ High Yield Corporate Bond ETF
Province of Ontario, 5.60% Jun. 02 35	Brookfield Infrastructure Finance ULC, 3.41% Oct. 09 29	Parkland Corporation, 4.50% Oct. 01 29	Parkland Corporation, 4.50% Oct. 01 29
Province of Ontario, 2.65% Dec. 02 50	Inter Pipeline Ltd., 3.983% Nov. 25 31	United States Treasury, 3.625% Sep. 30 31	Precision Drilling Corporation, 6.875% Jan. 15 29
Province of Quebec, 3.10% Dec. 01 51	Enbridge Inc., 5.375% Sep. 27 77	Veren Inc, 5.503% Jun. 21 34	Northland Power Inc., 9.250% Jun. 30 83
<b>Dynamic Total Return Bond Fund</b> • Target: 22.50%			
Government of Canada, 3.250% Dec. 01 34			
Canada Housing Trust, 3.650% Jun. 15 33			
Province of Ontario, 4.150% Jun. 02 34			
Government of Canada, 3.00% Jun. 01 34			
Province of Quebec, 4.40% Dec. 01 55			

[4] Dynamic Power Global Growth Class Top 5 holdings shown are as at previous month-end. Target portfolio weights shown are as of December 31, 2022, and are subject to change.

**DYNAMICEDGE BALANCED CLASS PORTFOLIO**

Series A • Performance as at November 30, 2024. Holdings as at October 31, 2024.

Series	FE	LL	LL2	DSC	No load	ETF
I					1824 <sup>3</sup>	
I (USD)					1837 <sup>3</sup>	
IT					1829 <sup>3</sup>	
T	1825	1826 <sup>3</sup>	7134 <sup>3</sup>	1827 <sup>3</sup>		

Dynamic Funds is a leading Canadian investment company offering a comprehensive range of investment services, including mutual funds, tax-advantaged products and customized high net-worth programs.

**Customer Relations Centre**

**Toll free:** 1-800-268-8186  
**Tel:** 514-908-3212 (English)  
 514-908-3217 (French)  
**Fax:** 416-363-4179 or  
 1-800-361-4768  
**Email:** service@dynamic.ca

**Ontario (Head Office)**

40 Temperance Street, 16th Floor  
 Toronto, ON M5H 0B4  
**Toll free:** 1-866-977-0477  
**Tel:** 416-363-5621

**Eastern Canada**

1200 McGill College Ave., Ste. 2300  
 Montreal, QC H3B 4G7

**Western Canada**

Suite 1130  
 685 Center Street South  
 Calgary, AB T2G 2C7

Four Bentall Centre  
 1055 Dunsmuir St., Ste. 3434  
 P.O. Box 49217  
 Vancouver, BC V7X 1K8

**DYNAMIC PREFERRED PRICING**

Management fee rates are applied back to dollar one

Fund Value	%
\$0K - \$250K	1.800%
\$250K - \$1M	1.725%
\$1M - \$5M	1.675%
\$5M+	1.625%

Commissions, trailing commissions, management fees and expenses all may be associated with mutual fund investments. Please read the prospectus before investing.

The indicated rates of return are the historical annual compounded total returns including changes in units [share] value and reinvestment of all distributions [dividends] and do not take into account sales, redemption, distribution or optional charges or income taxes payable by any security holder that would have reduced returns. The rates of return are used only to illustrate the effects of the compound growth rate and are not intended to reflect future values of the mutual fund or returns on investment in the mutual fund. Investments in mutual funds are not guaranteed, their values change frequently and past performance may not be repeated.

R<sup>2</sup> is a measurement out of 100 that shows the extent to which a portfolio's movements can be explained by the benchmark's movements.

Standard deviation is a measure of volatility; it shows how broadly the Fund's returns have varied over a given time period.


[dynamic.ca/f/1432](https://dynamic.ca/f/1432)