

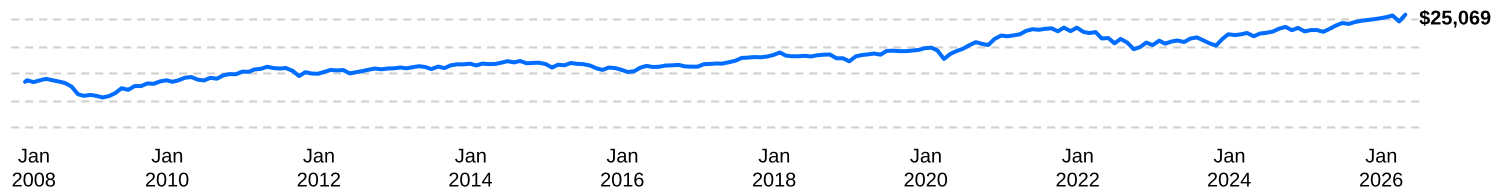
# DynamicEdge Balanced Class Portfolio

Series I (USD) | Performance as at April 30, 2026. Holdings as at April 30, 2026.

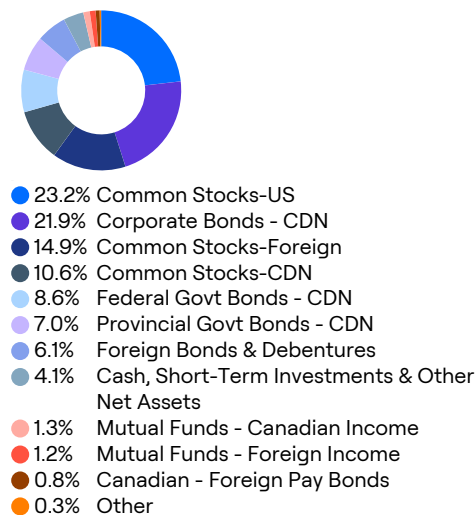
## Why invest in DynamicEdge Balanced Class Portfolio ?

- Access a diversified portfolio of Dynamic’s actively managed fixed income, equity, and liquid alternative funds.
- Achieve a balance of income and long-term growth with a 50% fixed income and 50% equity asset mix, including liquid alternatives.
- A complete investment solution, actively managed by the Multi-Asset Management Team.

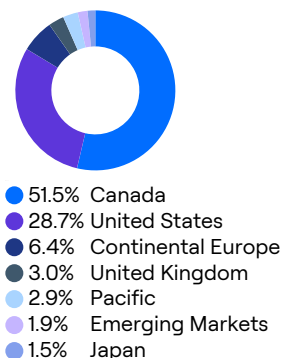
### Growth of \$10,000



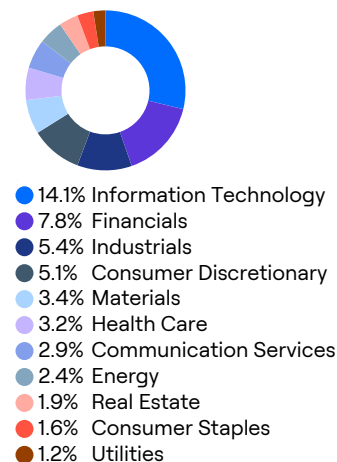
### Asset Allocation (%)



### Geographic Allocation (%)



### Sector Allocation (%)



### Calendar returns %

YTD	2025	2024	2023	2022	2021	2020	2019	2018
3.4	13.8	3.1	13.4	-17.7	8.7	16.0	20.4	-8.8

### Compound returns %

1 mo	3 mo	6 mo	YTD	1 yr	3 yrs	5 yrs	10 yrs	Incep
6.6	2.3	5.0	3.4	14.6	9.2	3.2	6.3	5.2

### Historical Distributions (USD\$/unit)

2026 Apr	Mar	Feb	Jan	2025 Dec	Nov	Oct	Sep	Aug	Jul	Jun	May
—	—	0.3768	—	0.0295	—	—	—	—	—	—	—

# DynamicEdge Balanced Class Portfolio

Series I (USD) | Performance as at April 30, 2026. Holdings as at April 30, 2026.

**Craig Maddock** CFA, MBA, CFP, FICB

Portfolio Manager: 4.0 years on fund

**Yuko Girard** CFA, MBA, CAIA, FRM

Portfolio Manager: 4.0 years on fund

**Wesley Blight** CFA

Portfolio Manager: 4.0 years on fund

**Mark Fairbairn** CFA

Portfolio Manager: 4.0 years on fund

**Ian Taylor** CFA, CAIA

Portfolio Manager: 4.0 years on fund

**Don Maclean** CFA

Leadership: On fund since November 2025

**Jenny Wang** CFA, MA

Portfolio Manager: 2.3 years on fund

**Richard Schmidt** CFA

Portfolio Manager: 1.3 years on fund

<b>Inception</b>	2008 February
<b>Net assets</b>	\$181.30M
<b>Holdings</b>	1474
<b>Mer<sup>1</sup></b>	0.15%
<b>Management fee</b>	0.8%
<b>Nav</b>	\$17.35 USD
<b>Distributions</b>	undefined

<sup>1</sup> For the period ended 2025-06-30.

## Risk rating<sup>2</sup>

Low	Medium	High
-----	--------	------

<sup>2</sup> Risk rating measures the degree of uncertainty that an investor can handle regarding fluctuations in the value of their portfolio. The amount of risk associated with any particular investment depends largely on your own personal circumstances including your time horizon, liquidity needs, portfolio size, income, investment knowledge and attitude toward price fluctuations. Investors should consult their financial advisor before making a decision as to whether this mutual fund is a suitable investment for them.

## Current weightings (%)

Dynamic Total Return Bond Fund	21.2
Dynamic Canadian Bond Fund	12.2
Dynamic Global Equity Fund	9.7
Dynamic Power Global Growth Fund	7.9
Dynamic Corporate Bond Strategies Fund	7.4
Dynamic Global Equity Income Fund	7.1
Dynamic Global Dividend Fund	5.9
Dynamic Dividend Fund	4.2
Dynamic Active Credit Strategies Private Pool	3.9
Dynamic Power Canadian Growth Fund	3.7
Dynamic Active U.S. Equity ETF	2.7
Dynamic High Yield Bond Fund	2.5
Dynamic Value Fund Of Canada	2.5
Dynamic Small Business Fund	1.7
Dynamic Premium Yield PLUS Fund	1.6
Other	5.8

## Fund codes (prefix: dyn)

Series	FE	LL	LL2	DSC	No load	ETF
<b>A</b>	1820	1821 <sup>3</sup>	7133 <sup>3</sup>	1822 <sup>3</sup>	N/A	N/A
<b>DCAF</b>	1830	1831 <sup>3</sup>	N/A	1832 <sup>3</sup>	N/A	N/A
<b>A (USD)</b>	1833	1834 <sup>3</sup>	N/A	1835 <sup>3</sup>	N/A	N/A
<b>F</b>	N/A	N/A	N/A	N/A	1823	N/A
<b>F (USD)</b>	N/A	N/A	N/A	N/A	1836	N/A
<b>FT</b>	N/A	N/A	N/A	N/A	1828	N/A
<b>G</b>	1820G	1821G <sup>3</sup>	N/A	1822G <sup>3</sup>	N/A	N/A
<b>I</b>	N/A	N/A	N/A	N/A	1824	N/A
<b>I (USD)</b>	N/A	N/A	N/A	N/A	1837	N/A
<b>IT</b>	N/A	N/A	N/A	N/A	1829	N/A
<b>T</b>	1825	1826 <sup>3</sup>	7134 <sup>3</sup>	1827 <sup>3</sup>	N/A	N/A

## Dynamic preferred pricing

Management fee rates are applied back to dollar one

Fund Value	%
\$0K - \$250K	0.800%
\$250K - \$1M	0.725%
\$1M - \$5M	0.675%
\$5M+	0.625%

# DynamicEdge Balanced Class Portfolio

Series I (USD) | Performance as at April 30, 2026. Holdings as at April 30, 2026.

## Top 5 holdings of underlying funds<sup>4</sup> (as at April 30, 2026)

Canadian Equity Allocation: 12.71%				
Dynamic Dividend Fund • Allocation: 4.25%	Dynamic Power Canadian Growth Fund • Allocation: 3.68%	Dynamic Power Small Cap Fund • Allocation: 0.61%	Dynamic Small Business Fund • Allocation: 1.71%	Dynamic Value Fund Of Canada • Allocation: 2.46%
Royal Bank of Canada	NVIDIA Corporation	Montage Gold Corp.	Jamieson Wellness Inc.	Bank of Nova Scotia (The)
Toronto-Dominion Bank (The)	Alphabet Inc., Class "C"	Spartan Delta Corporation	Chartwell Retirement Residences	Onex Corporation
Enbridge Inc.	National Bank of Canada	Aritzia Inc., Subordinated Voting	PrairieSky Royalty Ltd.	Power Corporation of Canada
Suncor Energy Inc.	Montage Gold Corp.	G Mining Venture Corporation	Eupraxia Pharmaceuticals Inc., 6.000%, Series "I"	Royal Bank of Canada
Canadian Natural Resources Limited	Aritzia Inc., Subordinated Voting	Faraday Copper Corp.	Aritzia Inc., Subordinated Voting	Toronto-Dominion Bank (The)

Global Equity Allocation: 30.98%			
Dynamic Global Dividend Fund • Allocation: 5.78%	Dynamic Global Equity Fund • Allocation: 9.60%	Dynamic Global Equity Income Fund, Series "O" • Allocation: 7.11%	Dynamic Power Global Growth Fund • Allocation: 8.50%
Alphabet Inc., Class "A"	Techtronix Industries Company Limited	Amazon.com, Inc.	Alphabet Inc., Class "A"
Apple Inc.	Samsung Electronics Co., Ltd.	Microsoft Corporation	Advanced Micro Devices, Inc.
Amazon.com, Inc.	Stora Enso OYJ, Series "R"	Elevance Health Inc.	Shopify Inc., Class "A"
Western Digital Corporation	Alphabet Inc., Class "A"	Visa Inc., Class "A"	Datadog, Inc., Class "A"
Broadcom Inc.	NEC Corporation	Shell PLC	Lumentum Holdings Inc.

U.S. Equity Allocation: 2.73%	Emerging Markets Equity Allocation: 1.61%
Dynamic Active U.S. Equity ETF • Allocation: 2.73%	Dynamic Emerging Markets Equity Fund, Series "O" • Allocation: 1.61%
Alphabet Inc., Class "C"	Taiwan Semiconductor Manufacturing Company Limited, Sponsored ADR
NVIDIA Corporation	Samsung Electronics Co., Ltd., GDR
Broadcom Inc.	Prosus NV
Apple Inc.	HDFC Bank Limited, ADR
Microsoft Corporation	SK Hynix, Inc.

Fixed Income Allocation: 46.50%				
Dynamic Active Credit Strategies Private Pool, Series "O" • Allocation: 3.87%	Dynamic Canadian Bond Fund • Allocation: 12.23%	Dynamic Corporate Bond Strategies Fund • Allocation: 7.27%	Dynamic High Yield Bond Fund • Allocation: 2.42%	Dynamic Total Return Bond Fund • Allocation: 20.71%
Canadian Government Bonds, 3.250%, Dec. 01 35	Dynamic Short Term Credit PLUS Fund, Series "O"	Dynamic Active U.S. Investment Grade Corporate Bond ETF	United States Treasury, 3.875% Jun. 30 30	Canadian Government Bonds, 3.250%, Dec. 01 35
Dynamic Active U.S. Discount Bond ETF	Canada Housing Trust, 3.500% Mar. 15 36	Enbridge Gas Inc., 5.150% Dec. 17 55	Sunoco LP, 4.500% Oct. 01 29	Canada Housing Trust, 3.600% Sep. 15 35
Dynamic Active Discount Bond ETF	Province of Ontario, 2.90% Dec. 02 46	Royal Bank of Canada, 5.096% Apr. 03 34	PennyMac Financial Services, Inc., 5.75% Sep. 15 31	Canadian Government Bonds, 3.250%, Jun. 01 36
Province of Ontario, 4.450% Feb. 15 36	Province of Quebec, 3.10% Dec. 01 51	Toronto-Dominion Bank (The), 4.423%, Oct. 31 35	Precision Drilling Corporation, 6.875% Jan. 15 29	Canadian Government Bonds, 2.500%, May 01 28
Toronto-Dominion Bank (The), 5.909% Jan. 31 85	Province of Alberta, 3.05% Dec. 01 48	Inter Pipeline Ltd., 3.983% Nov. 25 31	Wolf Midstream Canada LP, 6.40% Jul. 18 29	Province of Ontario, 4.150% Jun. 02 34

# DynamicEdge Balanced Class Portfolio

Series I (USD) | Performance as at April 30, 2026. Holdings as at April 30, 2026.

## Alternatives, Fixed Income

Allocation: 1.89%

### Dynamic Credit Absolute Return Fund

• Allocation: 0.94%

United States Treasury, 4.625%  
Nov. 15 55

Air Canada, 3.875% Aug. 15 26

United States Treasury, 4.750%  
Aug. 15 55

Cenovus Energy Inc., 3.50% Feb.  
07 28

Sunoco LP, 3.875% Jun. 16 26

### Dynamic Short Term Credit PLUS Fund, Series "O"

• Allocation: 0.95%

Air Lease Corporation, 5.400%  
Jun. 01 28

Rogers Communications Inc.,  
5.000% Dec. 17 81

Canadian Imperial Bank of  
Commerce, 1.000% Apr. 02 30

Emera Incorporated, 6.750% Jun.  
15 76

Ford Credit Canada Company,  
4.613% Sep. 13 27

## Alternatives, Equity

Allocation: 3.04%

### Dynamic Premium Yield PLUS Fund

• Allocation: 1.51%

Amazon.com, Inc.

NVIDIA Corporation

Thermo Fisher Scientific Inc.

Taiwan Semiconductor  
Manufacturing Company Limited,  
Sponsored ADR

Microsoft Corporation

### Dynamic Real Estate & Infrastructure Income II Fund

• Allocation: 1.53%

Granite Real Estate Investment  
Trust

Ventas, Inc.

Chartwell Retirement Residences

Sienna Senior Living Inc.

National Grid PLC

<sup>4</sup> Dynamic Power Global Growth Class Top 5 holdings shown are as at previous month-end.

# DynamicEdge Balanced Class Portfolio

Series I (USD) | Performance as at April 30, 2026. Holdings as at April 30, 2026.

Dynamic Funds is a leading Canadian investment company offering a comprehensive range of investment services, including mutual funds, tax-advantaged products and customized high net-worth programs.

## Ontario (Head Office)

40 Temperance Street, 16th Floor  
Toronto, ON M5H 0B4  
Toll free: 1-866-977-0477  
Tel: 416-363-5621

## Eastern Canada

1200 McGill College Ave., Ste. 2300  
Montreal, QC H3B 4G7

## Western Canada

Suite 1130  
685 Center Street South  
Calgary, AB T2G 2C7

## Four Bentall Centre

1055 Dunsmuir St., Ste. 3434  
P.O. Box 49217  
Vancouver, BC V7X 1K8

## Customer Relations Centre

Toll free: 1-800-268-8186  
Tel: 514-908-3212 (English)  
514-908-3217 (French)  
Fax: 416-363-4179 or  
1-800-361-4768  
Email: [service@dynamic.ca](mailto:service@dynamic.ca)

[dynamic.ca](https://dynamic.ca)

Dynamic Funds® is a registered trademark of The Bank of Nova Scotia, used under license by, and is a division of, 1832 Asset Management L.P. © Copyright 2026 The Bank of Nova Scotia. All rights reserved.  
Commissions, trailing commissions, management fees and expenses all may be associated with mutual fund investments. Please read the prospectus before investing.

The indicated rates of return are the historical annual compounded total returns including changes in units [share] value and reinvestment of all distributions [dividends] and do not take into account sales, redemption, distribution or optional charges or income taxes payable by any security holder that would have reduced returns. The rates of return are used only to illustrate the effects of the compound growth rate and are not intended to reflect future values of the mutual fund or returns on investment in the mutual fund. Investments in mutual funds are not guaranteed, their values change frequently and past performance may not be repeated.

Compound growth calculations are used only for the purpose of illustrating the effects of compound growth and are not intended to reflect future value of any mutual fund or returns on investment in any mutual fund.

This Fund is not available for purchase in registered accounts or TFSAs.