

DYNAMICEDGE GROWTH CLASS PORTFOLIO

Series A • Performance as at November 30, 2024. Holdings as at October 31, 2024.

CRAIG MADDOCK CFA, MBA, CFP, FICB

Portfolio Manager: 2.5 years on fund

YUKO GIRARD CFA, MBA, CAIA, FRM

Portfolio Manager: 2.5 years on fund

WESLEY BLIGHT CFA

Portfolio Manager: 2.5 years on fund

MARK FAIRBAIRN CFA

Portfolio Manager: 2.5 years on fund

IAN TAYLOR CFA, CAIA

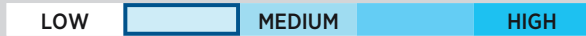
Portfolio Manager: 2.5 years on fund

JENNY WANG CFA, MA

Portfolio Manager: On Fund since January 2024

INCEPTION	2008 February
NET ASSETS	\$120.65M
HOLDINGS	1199
MER ¹	2.38%
MANAGEMENT FEE	2%
NAV	\$21.24
STANDARD DEVIATION	10.88% over 3 years
R ²	0.93

RISK RATING²



CURRENT WEIGHTINGS (%)

Dynamic Power Global Growth Fund	17.0
Dynamic Global Equity Fund	14.5
Dynamic Global Dividend Fund	13.9
Dynamic Total Return Bond Fund	10.7
Dynamic Global Equity Income Fund	9.9
Dynamic Power Canadian Growth Fund	7.5
Dynamic Dividend Fund	6.2
Dynamic Value Fund Of Canada	4.3
Dynamic Canadian Bond Fund	2.9
Dynamic Power Small Cap Fund	2.2
Dynamic Premium Yield PLUS Fund	2.0
Dynamic Real Estate & Infrastructure Income II Fund	2.0
Dynamic Credit Spectrum Fund	2.0
Dynamic High Yield Bond Fund	1.6
Dynamic Corporate Bond Strategies Fund	1.6
Other	1.7

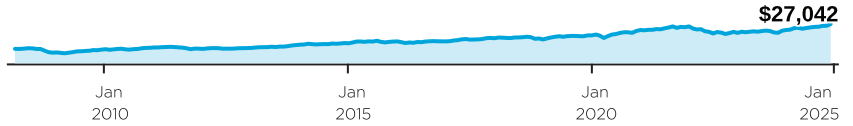
FUND CODES (Prefix: DYN)

Series	FE	LL	LL2	DSC	No load	ETF
A	1870	1871 ³	7148 ³	1872 ³		
DCAF	1880	1881 ³		1882 ³		
A (USD)	1883	1884 ³		1885 ³		
F					1873	
F (USD)					1886	
FT					1878	
I					1874	

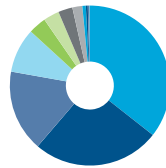
WHY INVEST IN DYNAMICEDGE GROWTH CLASS PORTFOLIO ?

- Access a diversified portfolio of actively-managed Dynamic funds.
- Achieve long-term capital growth through the portfolio's target mix of 20% in fixed-income funds and 80% equity funds.

GROWTH OF \$10,000

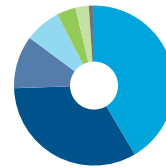


ASSET ALLOCATION



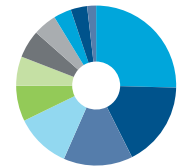
- 35.6% Common Stocks-US
- 25.7% Common Stocks-Foreign
- 16.5% Common Stocks-CDN
- 9.0% Corporate Bonds - CDN
- 3.6% Cash, Short-Term Investments & Other Net Assets
- 3.2% Foreign Bonds & Debentures
- 2.9% Provincial Govt Bonds - CDN
- 2.0% Federal Govt Bonds - CDN
- 0.7% Canadian - Foreign Pay Bonds
- 0.4% Mutual Funds - Canadian Income
- 0.3% Mutual Funds - Foreign Income
- 0.1% Other

GEOGRAPHIC ALLOCATION



- 40.0% United States
- 31.8% Canada
- 10.3% Continental Europe
- 7.0% Emerging Markets
- 3.7% Pacific
- 2.6% United Kingdom
- 1.0% Japan

SECTOR ALLOCATION



- 19.8% Information Technology
- 13.4% Financials
- 10.9% Consumer Discretionary
- 8.7% Industrials
- 5.6% Health Care
- 4.6% Communication Services
- 4.4% Consumer Staples
- 3.7% Materials
- 2.8% Real Estate
- 2.6% Energy
- 1.4% Utilities

CALENDAR RETURNS %

YTD	2023	2022	2021	2020	2019	2018	2017	2016
18.3	9.4	-17.6	10.8	19.1	17.2	-4.9	14.4	-0.0

COMPOUND RETURNS %

1 mo	3 mo	6 mo	YTD	1 yr	3 yrs	5 yrs	10 yrs	Incep
4.8	7.5	11.3	18.3	20.6	2.9	7.1	6.8	6.1

HISTORICAL DISTRIBUTIONS (\$/unit)

2024											2023
Nov	Oct	Sep	Aug	Jul	Jun	May	Apr	Mar	Feb	Jan	Dec
-	-	-	-	-	-	-	-	-	-	-	0.0681

The benchmark used for analytics for this fund is 25% S&P/TSX Composite Index/ 55% Solactive GBS Developed Market Large & Mid Cap Index/ 20% FTSE Canada Universe Bond Index.

[1] For the period ended 2024-06-30. [2] Risk rating measures the degree of uncertainty that an investor can handle regarding fluctuations in the value of their portfolio. The amount of risk associated with any particular investment depends largely on your own personal circumstances including your time horizon, liquidity needs, portfolio size, income, investment knowledge and attitude toward price fluctuations. Investors should consult their financial advisor before making a decision as to whether this mutual fund is a suitable investment for them. [3] Not available for purchases, switches out only.

DYNAMICEDGE GROWTH CLASS PORTFOLIO

Series A • Performance as at November 30, 2024. Holdings as at October 31, 2024.

TOP 5 HOLDINGS OF UNDERLYING FUNDS⁴ (as at October 31, 2024)

CANADIAN EQUITY

Target: 22.00%

Dynamic Dividend Fund

• Target: 6.50%

Royal Bank of Canada
Toronto-Dominion Bank (The)
Enbridge Inc.
Canadian Natural Resources Limited
Canadian National Railway Company

Dynamic Power Canadian Growth Fund

• Target: 7.75%

NVIDIA Corporation
Intact Financial Corporation
TFI International Inc.
Microsoft Corporation
Alphabet Inc., Class "C"

Dynamic Power Small Cap Fund

• Target: 2.25%

goeasy Ltd.
Trisura Group Ltd.
Definity Financial Corporation
Descartes Systems Group Inc. (The)
TFI International Inc.

Dynamic Small Business Fund

• Target: 1.00%

Jamieson Wellness Inc.
Element Fleet Management Corp.
FirstService Corporation
Spin Master Corp.
Aritzia Inc., Subordinated Voting

Dynamic Value Fund Of Canada

• Target: 4.50%

Power Corporation of Canada
Royal Bank of Canada
Onex Corporation
Enbridge Inc.
Intact Financial Corporation

GLOBAL EQUITY

Target: 52.25%

Dynamic Global Dividend Fund

• Target: 14.75%

NVIDIA Corporation
Apple Inc.
Walmart Inc.
Meta Platforms, Inc., Class "A"
Costco Wholesale Corporation

Dynamic Global Equity Fund

• Target: 14.75%

Techtronic Industries Company Limited
Sampo OYJ
DSV Panalpina A/S
Ross Stores, Inc.
UnitedHealth Group Incorporated

Dynamic Global Equity Income Fund, Series "O"

• Target: 9.75%

Microsoft Corporation
Amazon.com, Inc.
Visa Inc., Class "A"
SAP SE
Alphabet Inc., Class "A"

Dynamic Power Global Growth Fund

• Target: 13.00%

Monday.com Ltd.
Samsara Inc. Class A
MercadoLibre, Inc.
CyberArk Software Ltd.
Trade Desk, Inc. (The)

FIXED INCOME

Target: 20.00%

Dynamic Canadian Bond Fund

• Target: 3.00%

Canada Housing Trust, 4.250% Mar. 15 34
Dynamic Short Term Credit PLUS Fund, Series "O"
Province of Ontario, 5.60% Jun. 02 35
Province of Ontario, 2.65% Dec. 02 50
Province of Quebec, 3.10% Dec. 01 51

Dynamic Corporate Bond Strategies Fund

• Target: 2.00%

1832 AM U.S. \$ Investment Grade U.S. Corporate Bond Pool, Series "I"
Dynamic Active U.S. Investment Grade Corporate Bond ETF
Brookfield Infrastructure Finance ULC, 3.41% Oct. 09 29
Inter Pipeline Ltd., 3.983% Nov. 25 31
Enbridge Inc., 5.375% Sep. 27 77

Dynamic Credit Spectrum Fund

• Target: 2.00%

Dynamic Active Discount Bond ETF
Government of Canada, 2.750% Dec. 01 55
Parkland Corporation, 4.50% Oct. 01 29
United States Treasury, 3.625% Sep. 30 31
Veren Inc, 5.503% Jun. 21 34

Dynamic High Yield Bond Fund

• Target: 2.00%

Home Point Capital Inc, 5.00% Feb. 01 26
iShares iBoxx \$ High Yield Corporate Bond ETF
Parkland Corporation, 4.50% Oct. 01 29
Precision Drilling Corporation, 6.875% Jan. 15 29
Northland Power Inc., 9.250% Jun. 30 83

Dynamic Total Return Bond Fund

• Target: 11.00%

Government of Canada, 3.250% Dec. 01 34
Canada Housing Trust, 3.650% Jun. 15 33
Province of Ontario, 4.150% Jun. 02 34
Government of Canada, 3.00% Jun. 01 34
Province of Quebec, 4.40% Dec. 01 55

[4] Dynamic Power Global Growth Class Top 5 holdings shown are as at previous month-end. Target portfolio weights shown are as of December 31, 2022, and are subject to change.

DYNAMICEDGE GROWTH CLASS PORTFOLIO

Series A • Performance as at November 30, 2024. Holdings as at October 31, 2024.

Series	FE	LL	LL2	DSC	No load	ETF
I (USD)					1887	
IT					1879	
T	1875	1876 ³	7149 ³	1877 ³		

Dynamic Funds is a leading Canadian investment company offering a comprehensive range of investment services, including mutual funds, tax-advantaged products and customized high net-worth programs.

Customer Relations Centre

Toll free: 1-800-268-8186
 Tel: 514-908-3212 (English)
 514-908-3217 (French)
 Fax: 416-363-4179 or
 1-800-361-4768
 Email: service@dynamic.ca

Ontario (Head Office)

40 Temperance Street, 16th Floor
 Toronto, ON M5H 0B4
 Toll free: 1-866-977-0477
 Tel: 416-363-5621

Eastern Canada

1200 McGill College Ave., Ste. 2300
 Montreal, QC H3B 4G7

Western Canada

Suite 1130
 685 Center Street South
 Calgary, AB T2G 2C7

Four Bentall Centre
 1055 Dunsmuir St., Ste. 3434
 P.O. Box 49217
 Vancouver, BC V7X 1K8

DYNAMIC PREFERRED PRICING

Management fee rates are applied back to dollar one

Fund Value	%
\$0K - \$250K	2.000%
\$250K - \$1M	1.900%
\$1M - \$5M	1.825%
\$5M+	1.775%

Commissions, trailing commissions, management fees and expenses all may be associated with mutual fund investments. Please read the prospectus before investing.

The indicated rates of return are the historical annual compounded total returns including changes in units [share] value and reinvestment of all distributions [dividends] and do not take into account sales, redemption, distribution or optional charges or income taxes payable by any security holder that would have reduced returns. The rates of return are used only to illustrate the effects of the compound growth rate and are not intended to reflect future values of the mutual fund or returns on investment in the mutual fund. Investments in mutual funds are not guaranteed, their values change frequently and past performance may not be repeated.

R² is a measurement out of 100 that shows the extent to which a portfolio's movements can be explained by the benchmark's movements.

Standard deviation is a measure of volatility; it shows how broadly the Fund's returns have varied over a given time period.


dynamic.ca/f/1480