

## GLOBAL EQUITY

# DYNAMICEDGE EQUITY CLASS PORTFOLIO

Series A • Performance as at November 30, 2024. Holdings as at October 31, 2024.

### CRAIG MADDOCK CFA, MBA, CFP, FICB

Portfolio Manager: 2.5 years on fund

### YUKO GIRARD CFA, MBA, CAIA, FRM

Portfolio Manager: 2.5 years on fund

### WESLEY BLIGHT CFA

Portfolio Manager: 2.5 years on fund

### MARK FAIRBAIRN CFA

Portfolio Manager: 2.5 years on fund

### IAN TAYLOR CFA, CAIA

Portfolio Manager: 2.5 years on fund

### JENNY WANG CFA, MA

Portfolio Manager: On Fund since January 2024

INCEPTION	<b>2008 February</b>
NET ASSETS	<b>\$74.49M</b>
HOLDINGS	<b>583</b>
MER <sup>1</sup>	<b>2.37%</b>
MANAGEMENT FEE	<b>2%</b>
NAV	<b>\$23.07</b>
STANDARD DEVIATION	<b>12.29% over 3 years</b>
R <sup>2</sup>	<b>0.92</b>

### RISK RATING<sup>2</sup>

LOW	MEDIUM	HIGH
-----	--------	------

### CURRENT WEIGHTINGS (%)

Dynamic Power Global Growth Fund	19.3
Dynamic Global Equity Fund	19.1
Dynamic Global Dividend Fund	18.1
Dynamic Global Equity Income Fund	11.3
Dynamic Power Canadian Growth Fund	9.4
Dynamic Dividend Fund	8.2
Dynamic Value Fund Of Canada	5.4
Dynamic Power Small Cap Fund	2.7
Dynamic Premium Yield PLUS Fund	2.4
Dynamic Real Estate & Infrastructure Income II Fund	2.4
Dynamic Small Business Fund	1.5

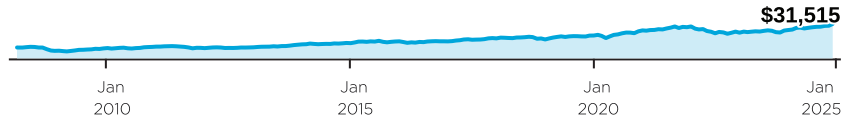
### FUND CODES (Prefix: DYN)

Series	FE	LL	LL2	DSC	No load	ETF
A	1890	1891 <sup>3</sup>	7144 <sup>3</sup>	1892 <sup>3</sup>		
DCAF	1900	1901 <sup>3</sup>		1902 <sup>3</sup>		
A (USD)	1903	1904 <sup>3</sup>		1905 <sup>3</sup>		
F					1893	
F (USD)					1906	
FT					1898	
I					1894	
I (USD)					1907	
IT					1899	
T	1895	1896 <sup>3</sup>	7145 <sup>3</sup>	1897 <sup>3</sup>		

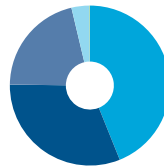
### WHY INVEST IN DYNAMICEDGE EQUITY CLASS PORTFOLIO ?

- Access a diversified portfolio of actively-managed Dynamic funds.
- Achieve long-term capital growth through the portfolio's target mix of 60% in foreign equity funds and 40% Canadian equity funds.

### GROWTH OF \$10,000

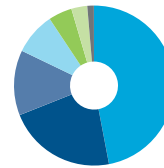


### ASSET ALLOCATION



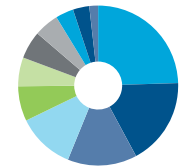
- 43.9% Common Stocks-US
- 31.3% Common Stocks-Foreign
- 21.1% Common Stocks-CDN
- 3.6% Cash, Short-Term Investments & Other Net Assets
- 0.1% Corporate Bonds - CDN

### GEOGRAPHIC ALLOCATION



- 45.3% United States
- 21.2% Canada
- 12.7% Continental Europe
- 8.2% Emerging Markets
- 4.6% Pacific
- 3.1% United Kingdom
- 1.3% Japan

### SECTOR ALLOCATION



- 23.6% Information Technology
- 17.0% Financials
- 13.5% Consumer Discretionary
- 11.2% Industrials
- 6.8% Health Care
- 5.6% Communication Services
- 5.4% Consumer Staples
- 4.8% Materials
- 3.5% Real Estate
- 3.2% Energy
- 1.7% Utilities

### CALENDAR RETURNS %

YTD	2023	2022	2021	2020	2019	2018	2017	2016
<b>21.6</b>	<b>10.2</b>	<b>-19.5</b>	<b>14.1</b>	<b>22.4</b>	<b>20.6</b>	<b>-5.3</b>	<b>17.7</b>	<b>-0.3</b>

### COMPOUND RETURNS %

1 mo	3 mo	6 mo	YTD	1 yr	3 yrs	5 yrs	10 yrs	Incep
<b>5.5</b>	<b>8.7</b>	<b>12.6</b>	<b>21.6</b>	<b>23.9</b>	<b>3.4</b>	<b>8.6</b>	<b>8.4</b>	<b>7.1</b>

### HISTORICAL DISTRIBUTIONS (\$/unit)

2024	Nov	Oct	Sep	Aug	Jul	Jun	May	Apr	Mar	Feb	Jan	2023	Dec
	-	-	-	-	-	-	-	-	-	-	-		<b>0.0948</b>

The benchmark used for analytics for this fund is 30% S&P/TSX Composite Index/ 70% Solactive GBS Developed Market Large & Mid Cap Index.

[1] For the period ended 2024-06-30. [2] Risk rating measures the degree of uncertainty that an investor can handle regarding fluctuations in the value of their portfolio. The amount of risk associated with any particular investment depends largely on your own personal circumstances including your time horizon, liquidity needs, portfolio size, income, investment knowledge and attitude toward price fluctuations. Investors should consult their financial advisor before making a decision as to whether this mutual fund is a suitable investment for them. [3] Not available for purchases, switches out only.

# DYNAMICEDGE EQUITY CLASS PORTFOLIO

Series A • Performance as at November 30, 2024. Holdings as at October 31, 2024.

## TOP 5 HOLDINGS OF UNDERLYING FUNDS<sup>4</sup> (as at October 31, 2024)

### CANADIAN EQUITY

Target: 27.50%

#### Dynamic Dividend Fund

• Target: 8.25%

Royal Bank of Canada  
Toronto-Dominion Bank (The)  
Enbridge Inc.  
Canadian Natural Resources Limited  
Canadian National Railway Company

#### Dynamic Power Canadian Growth Fund

• Target: 9.75%

NVIDIA Corporation  
Intact Financial Corporation  
TFI International Inc.  
Microsoft Corporation  
Alphabet Inc., Class "C"

#### Dynamic Power Small Cap Fund

• Target: 2.75%

goeasy Ltd.  
Trisura Group Ltd.  
Definity Financial Corporation  
Descartes Systems Group Inc. (The)  
TFI International Inc.

#### Dynamic Small Business Fund

• Target: 1.25%

Jamieson Wellness Inc.  
Element Fleet Management Corp.  
FirstService Corporation  
Spin Master Corp.  
Aritzia Inc., Subordinated Voting

#### Dynamic Value Fund Of Canada

• Target: 5.50%

Power Corporation of Canada  
Royal Bank of Canada  
Onex Corporation  
Enbridge Inc.  
Intact Financial Corporation

### GLOBAL EQUITY

Target: 65.25%

#### Dynamic Global Dividend Fund

• Target: 19.25%

NVIDIA Corporation  
Apple Inc.  
Walmart Inc.  
Meta Platforms, Inc., Class "A"  
Costco Wholesale Corporation

#### Dynamic Global Equity Fund

• Target: 19.25%

Techtronic Industries Company Limited  
Sampo OYJ  
DSV Panalpina A/S  
Ross Stores, Inc.  
UnitedHealth Group Incorporated

#### Dynamic Global Equity Income Fund, Series "O"

• Target: 10.75%

Microsoft Corporation  
Amazon.com, Inc.  
Visa Inc., Class "A"  
SAP SE  
Alphabet Inc., Class "A"

#### Dynamic Power Global Growth Fund

• Target: 16.00%

Monday.com Ltd.  
Samsara Inc. Class A  
MercadoLibre, Inc.  
CyberArk Software Ltd.  
Trade Desk, Inc. (The)

[4] Dynamic Power Global Growth Class Top 5 holdings shown are as at previous month-end. Target portfolio weights shown are as of December 31, 2022, and are subject to change.

**DYNAMICEDGE EQUITY CLASS PORTFOLIO**

Series A • Performance as at November 30, 2024. Holdings as at October 31, 2024.

Dynamic Funds is a leading Canadian investment company offering a comprehensive range of investment services, including mutual funds, tax-advantaged products and customized high net-worth programs.

**Customer Relations Centre**

**Toll free:** 1-800-268-8186  
**Tel:** 514-908-3212 (English)  
 514-908-3217 (French)  
**Fax:** 416-363-4179 or  
 1-800-361-4768  
**Email:** [service@dynamic.ca](mailto:service@dynamic.ca)

**Ontario (Head Office)**

40 Temperance Street, 16th Floor  
 Toronto, ON M5H 0B4  
**Toll free:** 1-866-977-0477  
**Tel:** 416-363-5621

**Eastern Canada**

1200 McGill College Ave., Ste. 2300  
 Montreal, QC H3B 4G7

**Western Canada**

Suite 1130  
 685 Center Street South  
 Calgary, AB T2G 2C7

**Four Bentall Centre**

1055 Dunsmuir St., Ste. 3434  
 P.O. Box 49217  
 Vancouver, BC V7X 1K8

**DYNAMIC PREFERRED PRICING**

Management fee rates are applied back to dollar one

Fund Value	%
\$0K - \$250K	2.000%
\$250K - \$1M	1.900%
\$1M - \$5M	1.825%
\$5M+	1.775%

Commissions, trailing commissions, management fees and expenses all may be associated with mutual fund investments. Please read the prospectus before investing.

The indicated rates of return are the historical annual compounded total returns including changes in units [share] value and reinvestment of all distributions [dividends] and do not take into account sales, redemption, distribution or optional charges or income taxes payable by any security holder that would have reduced returns. The rates of return are used only to illustrate the effects of the compound growth rate and are not intended to reflect future values of the mutual fund or returns on investment in the mutual fund. Investments in mutual funds are not guaranteed, their values change frequently and past performance may not be repeated.

R<sup>2</sup> is a measurement out of 100 that shows the extent to which a portfolio's movements can be explained by the benchmark's movements.

Standard deviation is a measure of volatility; it shows how broadly the Fund's returns have varied over a given time period.


[dynamic.ca/f/1502](https://dynamic.ca/f/1502)

**Dynamic Funds®**  
*Invest with advice.*