

GLOBAL EQUITY

DYNAMICEDGE EQUITY CLASS PORTFOLIO

Series A (USD) • Performance as at August 31, 2025. Holdings as at July 31, 2025.

CRAIG MADDOCK CFA, MBA, CFP, FICB

Portfolio Manager: 3.3 years on fund

YUKO GIRARD CFA, MBA, CAIA, FRM

Portfolio Manager: 3.3 years on fund

WESLEY BLIGHT CFA

Portfolio Manager: 3.3 years on fund

MARK FAIRBAIRN CFA

Portfolio Manager: 3.3 years on fund

IAN TAYLOR CFA, CAIA

Portfolio Manager: 3.3 years on fund

JENNY WANG CFA, MA

Portfolio Manager: 1.7 years on fund

INCEPTION	2008 February
NET ASSETS	\$73.31M
HOLDINGS	638
MER <sup>1</sup>	2.37%
MANAGEMENT FEE	2%
NAV	\$17.27 USD
DISTRIBUTIONS	

RISK RATING<sup>2</sup>

LOW	MEDIUM	HIGH
-----	--------	------

CURRENT WEIGHTINGS (%)

Dynamic Global Equity Fund	20.0
Dynamic Global Equity Income Fund	14.9
Dynamic Power Global Growth Fund	13.4
Dynamic Global Dividend Fund	12.7
Dynamic Dividend Fund	8.7
Dynamic Power Canadian Growth Fund	7.7
Dynamic Active U.S. Equity ETF	5.6
Dynamic Value Fund Of Canada	4.9
Dynamic Emerging Markets Equity Fund	3.1
Dynamic Premium Yield PLUS Fund	2.5
Dynamic Real Estate & Infrastructure Income II Fund	2.5
Dynamic Power Small Cap Fund	2.4
Dynamic Small Business Fund	1.3

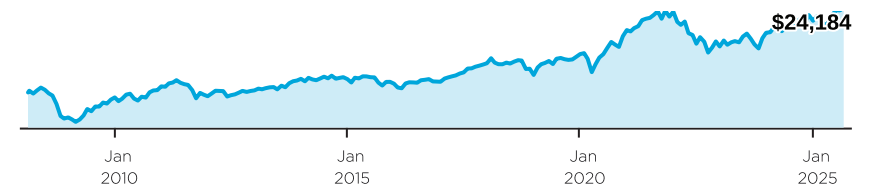
FUND CODES (Prefix: DYN)

Series	FE	LL	LL2	DSC	No load	ETF
A	1890	1891 <sup>3</sup>	7144 <sup>3</sup>	1892 <sup>3</sup>		
DCAF	1900	1901 <sup>3</sup>		1902 <sup>3</sup>		
A (USD)	1903	1904 <sup>3</sup>		1905 <sup>3</sup>		
F					1893	
F (USD)					1906	
FT					1898	
I					1894	
I (USD)					1907	
IT					1899	
T	1895	1896 <sup>3</sup>	7145 <sup>3</sup>	1897 <sup>3</sup>		

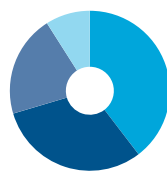
WHY INVEST IN DYNAMICEDGE EQUITY CLASS PORTFOLIO ?

- Access a diversified portfolio of actively-managed Dynamic funds.
- Achieve long-term capital growth through the portfolio's target mix of 60% in foreign equity funds and 40% Canadian equity funds.

GROWTH OF \$10,000

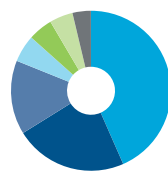


ASSET ALLOCATION



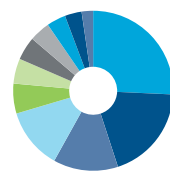
- 39.6% Common Stocks-US
- 30.8% Common Stocks-Foreign
- 20.6% Common Stocks-CDN
- 9.0% Cash, Short-Term Investments & Other Net Assets

GEOGRAPHIC ALLOCATION



- 39.5% United States
- 20.7% Canada
- 13.6% Continental Europe
- 5.0% Pacific
- 4.5% Emerging Markets
- 4.3% United Kingdom
- 3.4% Japan

SECTOR ALLOCATION



- 23.4% Information Technology
- 17.5% Financials
- 11.9% Industrials
- 11.2% Consumer Discretionary
- 5.5% Communication Services
- 4.6% Health Care
- 4.3% Materials
- 3.8% Energy
- 3.5% Consumer Staples
- 3.1% Real Estate
- 2.1% Utilities

CALENDAR RETURNS %

YTD	2024	2023	2022	2021	2020	2019	2018	2017
10.2	10.0	12.9	-24.7	15.0	24.4	26.9	-13.1	26.1

COMPOUND RETURNS %

1 mo	3 mo	6 mo	YTD	1 yr	3 yrs	5 yrs	10 yrs	Incep
2.2	5.6	8.7	10.2	10.6	9.5	5.6	7.6	5.2

HISTORICAL DISTRIBUTIONS (USD\$/unit)

2025							2024				
Aug	Jul	Jun	May	Apr	Mar	Feb	Jan	Dec	Nov	Oct	Sep
-	-	-	-	-	-	-	0.0706	0.0619	-	-	-

[1] For the period ended 2024-06-30. [2] Risk rating measures the degree of uncertainty that an investor can handle regarding fluctuations in the value of their portfolio. The amount of risk associated with any particular investment depends largely on your own personal circumstances including your time horizon, liquidity needs, portfolio size, income, investment knowledge and attitude toward price fluctuations. Investors should consult their financial advisor before making a decision as to whether this mutual fund is a suitable investment for them. [3] Not available for purchases, switches out only.

GLOBAL EQUITY

DYNAMICEDGE EQUITY CLASS PORTFOLIO

Series A (USD) • Performance as at August 31, 2025. Holdings as at July 31, 2025.

TOP 5 HOLDINGS OF UNDERLYING FUNDS<sup>4</sup> (as at July 31, 2025)

CANADIAN EQUITY Target: 27.50%			
Dynamic Dividend Fund • Target: 8.25%	Dynamic Power Canadian Growth Fund • Target: 9.75%	Dynamic Power Small Cap Fund • Target: 2.75%	Dynamic Small Business Fund • Target: 1.25%
Royal Bank of Canada	NVIDIA Corporation	goeasy Ltd.	Jamieson Wellness Inc.
Toronto-Dominion Bank (The)	Microsoft Corporation	Definity Financial Corporation	Element Fleet Management Corp.
Enbridge Inc.	Intact Financial Corporation	Aritzia Inc., Subordinated Voting	Aritzia Inc., Subordinated Voting
Brookfield Corporation	National Bank of Canada	Lumine Group Inc.	FirstService Corporation
Canadian Pacific Kansas City Ltd.	Dollarama Inc.	Trisura Group Ltd.	Kinaxis Inc.
Dynamic Value Fund Of Canada • Target: 5.50%			
Onex Corporation			
Power Corporation of Canada			
Royal Bank of Canada			
Bank of Nova Scotia (The)			
Toronto-Dominion Bank (The)			
GLOBAL EQUITY Target: 65.25%			
Dynamic Global Dividend Fund • Target: 19.25%	Dynamic Global Equity Fund • Target: 19.25%	Dynamic Global Equity Income Fund, Series "O" • Target: 10.75%	Dynamic Power Global Growth Fund • Target: 16.00%
NVIDIA Corporation	Sampo OYJ, Series "A"	Microsoft Corporation	Cloudflare, Inc., Class "A"
Microsoft Corporation	Stora Enso OYJ, Series "R"	Amazon.com, Inc.	Snowflake Inc., Class "A"
Amazon.com, Inc.	Techtronic Industries Company Limited	Visa Inc., Class "A"	Axon Enterprise, Inc.
Meta Platforms, Inc., Class "A"	Microsoft Corporation	Thermo Fisher Scientific Inc.	NVIDIA Corporation
Elbit Systems Ltd.	NEC Corporation	Shell PLC	MercadoLibre, Inc.

[4] Dynamic Power Global Growth Class Top 5 holdings shown are as at previous month-end. Target portfolio weights shown are as of December 31, 2022, and are subject to change.

**DYNAMICEDGE EQUITY CLASS PORTFOLIO**

Series A (USD) • Performance as at August 31, 2025. Holdings as at July 31, 2025.

Dynamic Funds is a leading Canadian investment company offering a comprehensive range of investment services, including mutual funds, tax-advantaged products and customized high net-worth programs.

**Customer Relations Centre**

Toll free: 1-800-268-8186

Tel: 514-908-3212 (English)  
514-908-3217 (French)Fax: 416-363-4179 or  
1-800-361-4768Email: [service@dynamic.ca](mailto:service@dynamic.ca)**Ontario (Head Office)**40 Temperance Street, 16th Floor  
Toronto, ON M5H 0B4  
Toll free: 1-866-977-0477  
Tel: 416-363-5621**Eastern Canada**1200 McGill College Ave., Ste. 2300  
Montreal, QC H3B 4G7**Western Canada**Suite 1130  
685 Center Street South  
Calgary, AB T2G 2C7**Four Bentall Centre**1055 Dunsmuir St., Ste. 3434  
P.O. Box 49217  
Vancouver, BC V7X 1K8**DYNAMIC PREFERRED PRICING**

Management fee rates are applied back to dollar one

Fund Value	%
\$0K - \$250K	2.000%
\$250K - \$1M	1.900%
\$1M - \$5M	1.825%
\$5M+	1.775%

Commissions, trailing commissions, management fees and expenses all may be associated with mutual fund investments. Please read the prospectus before investing.

The indicated rates of return are the historical annual compounded total returns including changes in units [share] value and reinvestment of all distributions [dividends] and do not take into account sales, redemption, distribution or optional charges or income taxes payable by any security holder that would have reduced returns. The rates of return are used only to illustrate the effects of the compound growth rate and are not intended to reflect future values of the mutual fund or returns on investment in the mutual fund. Investments in mutual funds are not guaranteed, their values change frequently and past performance may not be repeated.

[dynamic.ca/f/1504](https://dynamic.ca/f/1504)