

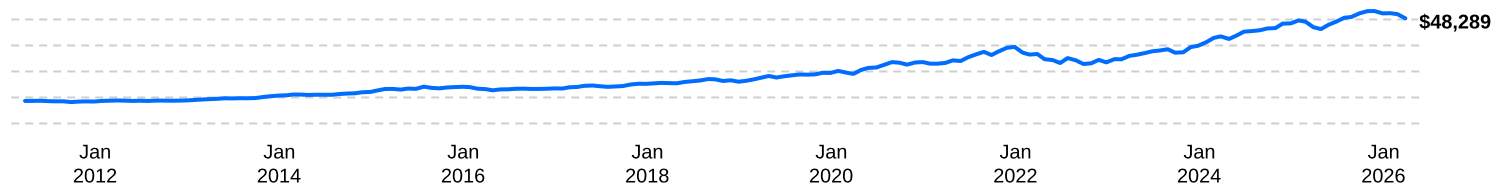
Dynamic U.S. Balanced Class

Series I | Performance as at March 31, 2026. Holdings as at March 31, 2026.

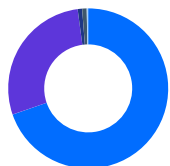
Why invest in Dynamic U.S. Balanced Class ?

- A concentrated, core U.S. fund that provides diversification across major asset classes.
- Balances best-in-class U.S. businesses and high quality fixed income securities.
- Seeks higher-than-average returns with lower-than-average risk in one of the largest markets in the world.

Growth of \$10,000

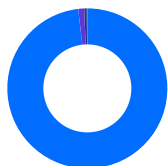


Asset Allocation (%)



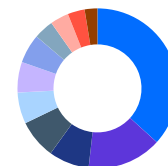
- 69.7% Common Stocks-US
- 28.2% Foreign Bonds & Debentures
- 0.9% Canadian - Foreign Pay Bonds
- 0.9% Cash, Short-Term Investments & Other Net Assets
- 0.3% Corporate Bonds - CDN

Geographic Allocation (%)



- 97.3% United States
- 1.2% Canada
- 0.5% Ireland
- 0.1% France

Sector Allocation (%)



- 25.6% Technology Hardware & Equipment
- 10.5% Communication Services
- 5.7% Software & Services
- 5.5% Diversified Financials
- 4.4% Industrials
- 4.3% Consumer Discretionary
- 4.1% Gold & Precious Metals
- 2.8% Insurance
- 2.6% Consumer Staples
- 2.4% Health Care
- 1.8% Materials

Calendar returns %

YTD	2025	2024	2023	2022	2021	2020	2019	2018
-4.5	10.1	29.2	27.7	-20.5	25.1	21.9	21.6	5.5

Compound returns %

1 mo	3 mo	6 mo	YTD	1 yr	3 yrs	5 yrs	10 yrs	Incep
-3.9	-4.5	-4.6	-4.5	9.3	16.1	11.8	12.0	11.1

Dynamic U.S. Balanced Class

Series I | Performance as at March 31, 2026. Holdings as at March 31, 2026.

Vishal Patel B.Comm. (Hons.), CFA
Portfolio Manager: 10.3 years on fund

Domenic Bellissimo MBA, CFA
Portfolio Manager: 13.5 years on fund

Inception	2011 March
Net assets	\$570.24M
Holdings	123
Mer¹	0.11%
Management fee	0.85%
Nav	\$39.93
Standard deviation	10.08% over 3 years
R²	0.83
Distributions	Annually ²

¹ For the period ended 2025-06-30.

² This Annually distribution is fixed but not guaranteed and may be adjusted from time to time at the discretion of the fund manager.

Risk rating³

Low	Medium	High
-----	--------	------

³ Risk rating measures the degree of uncertainty that an investor can handle regarding fluctuations in the value of their portfolio. The amount of risk associated with any particular investment depends largely on your own personal circumstances including your time horizon, liquidity needs, portfolio size, income, investment knowledge and attitude toward price fluctuations. Investors should consult their financial advisor before making a decision as to whether this mutual fund is a suitable investment for them.

Dynamic preferred pricing

Management fee rates are applied back to dollar one

Fund Value	%
\$0K - \$250K	0.850%
\$250K - \$1M	0.775%
\$1M - \$5M	0.725%
\$5M+	0.675%

Portfolio breakdown

1832 AM U.S. \$ Investment Grade U.S. Corporate Bond Pool 8.7

Top equity holdings %

- NVIDIA Corporation
- Alphabet Inc.
- Apple Inc.
- Microsoft Corporation
- Newmont Corporation
- Broadcom Inc.
- KLA Corporation
- Meta Platforms, Inc.
- Progressive Corporation
- Costco Wholesale Corporation

Total allocation in top holdings 46.1

Top bond holdings %

- United States Treasury, 4.125% Feb. 15 36 6.3
- United States Treasury, 3.750% Jan. 31 26 5.2
- United States Treasury, 2.75% Aug. 15 32 4.9
- United States Treasury, 4.75% May 15 55 1.6
- Citadel Securities Global, 5.750% Mar. 27 36 0.5
- Meta Platforms, Inc., 4.875% Nov. 15 35 0.4
- United States Treasury, 3.500% Mar. 15 29 0.4
- Morgan Stanley, 5.073% Jan. 30 37 0.3
- Citadel Finance LLC, 5.900% Feb. 10 30 0.2
- Citadel Securities Global, 5.750% Mar. 27 36 0.2

Total allocation in top holdings 20.0

Fund codes (prefix: dyn)

Series	FE	LL	LL2	DSC	No load	ETF
A	2530	2531 ⁴	7037 ⁴	2532 ⁴	N/A	N/A
DCAF	2540	2541 ⁴	N/A	2542 ⁴	N/A	N/A
F	N/A	N/A	N/A	N/A	2536	N/A
FH (USD)	N/A	N/A	N/A	N/A	2917	N/A
FT	N/A	N/A	N/A	N/A	3828	N/A
H (USD)	2546	2547 ⁴	N/A	2548 ⁴	N/A	N/A
I	N/A	N/A	N/A	N/A	2538 ⁴	N/A
T	2543	2544 ⁴	7038 ⁴	2545 ⁴	N/A	N/A

Dynamic U.S. Balanced Class

Series I | Performance as at March 31, 2026. Holdings as at March 31, 2026.

Dynamic Funds is a leading Canadian investment company offering a comprehensive range of investment services, including mutual funds, tax-advantaged products and customized high net-worth programs.

Ontario (Head Office)

40 Temperance Street, 16th Floor
Toronto, ON M5H 0B4
Toll free: 1-866-977-0477
Tel: 416-363-5621

Eastern Canada

1200 McGill College Ave., Ste. 2300
Montreal, QC H3B 4G7

Western Canada

Suite 1130
685 Center Street South
Calgary, AB T2G 2C7

Four Bentall Centre

1055 Dunsmuir St., Ste. 3434
P.O. Box 49217
Vancouver, BC V7X 1K8

Customer Relations Centre

Toll free: 1-800-268-8186
Tel: 514-908-3212 (English)
514-908-3217 (French)
Fax: 416-363-4179 or
1-800-361-4768
Email: service@dynamic.ca

dynamic.ca

Dynamic Funds® is a registered trademark of The Bank of Nova Scotia, used under license by, and is a division of, 1832 Asset Management L.P. © Copyright 2026 The Bank of Nova Scotia. All rights reserved.
Commissions, trailing commissions, management fees and expenses all may be associated with mutual fund investments. Please read the prospectus before investing.

The indicated rates of return are the historical annual compounded total returns including changes in units [share] value and reinvestment of all distributions [dividends] and do not take into account sales, redemption, distribution or optional charges or income taxes payable by any security holder that would have reduced returns. The rates of return are used only to illustrate the effects of the compound growth rate and are not intended to reflect future values of the mutual fund or returns on investment in the mutual fund. Investments in mutual funds are not guaranteed, their values change frequently and past performance may not be repeated.

R^2 is a measurement out of 100 that shows the extent to which a portfolio's movements can be explained by the benchmark's movements.

Standard deviation is a measure of volatility; it shows how broadly the Fund's returns have varied over a given time period. Compound growth calculations are used only for the purpose of illustrating the effects of compound growth and are not intended to reflect future value of any mutual fund or returns on investment in any mutual fund.