

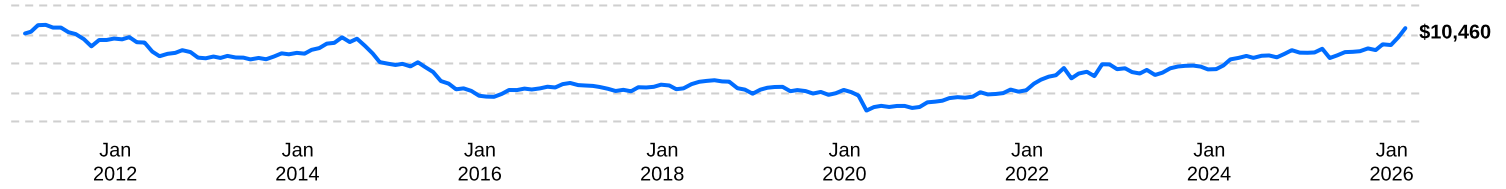
# Dynamic Energy Income Fund

Series G | Performance as at February 28, 2026. Holdings as at February 28, 2026.

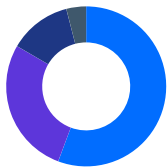
## Why invest in Dynamic Energy Income Fund ?

- Access to a diversified portfolio of primarily dividend-paying energy investments along the energy spectrum, from hydrocarbon to renewables.
- Focuses on businesses exhibiting sustainable or growing dividends and organic growth.
- Actively managed portfolio that provides a monthly income stream and focuses on reduced volatility.

### Growth of \$10,000

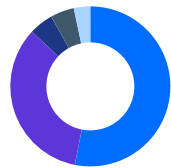


### Asset Allocation (%)



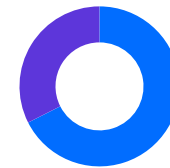
- 55.7% Common Stocks-CDN
- 27.7% Common Stocks-US
- 12.6% Common Stocks-Foreign
- 4.0% Cash, Short-Term Investments & Other Net Assets

### Geographic Allocation (%)



- 51.0% Canada
- 32.5% United States
- 4.7% France
- 4.6% Netherlands
- 3.2% Italy

### Sector Allocation (%)



- 63.3% Energy
- 30.4% Energy Infrastructure

### Calendar returns %

YTD	2025	2024	2023	2022	2021	2020	2019	2018
16.2	7.8	20.9	-0.3	35.7	23.8	-19.7	6.8	-13.9

### Compound returns %

1 mo	3 mo	6 mo	YTD	1 yr	3 yrs	5 yrs	10 yrs	Incep
8.1	15.4	23.5	16.2	25.1	16.2	18.8	8.7	2.7

### Historical Distributions (\$/unit)

2026 Feb	Jan	2025 Dec	Nov	Oct	Sep	Aug	Jul	Jun	May	Apr	Mar
0.0927	0.0927	0.0927	0.0927	0.0927	0.0927	0.0927	0.0927	0.0927	0.0927	0.0927	0.0927

# Dynamic Energy Income Fund

Series G | Performance as at February 28, 2026. Holdings as at February 28, 2026.

**Jennifer Stevenson** B.Comm., MBA  
Portfolio Manager: 15.6 years on fund

**Oscar Belaiche** HBA, FICB, CFA  
Portfolio Manager: 22.5 years on fund

<b>Inception</b>	2011 January
<b>Net assets</b>	\$208.60M
<b>Holdings</b>	23
<b>Mer<sup>1</sup></b>	2.11%
<b>Management fee</b>	1.85%
<b>Nav</b>	\$17.05
<b>Standard deviation</b>	12.84% over 3 years
<b>R<sup>2</sup></b>	0.91
<b>Distributions</b>	\$0.0927 Monthly <sup>3</sup>
<b>Yield</b>	6.5% based on NAV <sup>2</sup>

<sup>1</sup> For the period ended 2025-06-30.

<sup>2</sup> The yield is determined by annualizing the fixed distribution rate and does not include any distributions in excess of the fixed distribution rate that may be paid at the fund's year-end.

<sup>3</sup> This Monthly distribution is fixed but not guaranteed and may be adjusted from time to time at the discretion of the fund manager.

## Risk rating<sup>4</sup>

Low	Medium	High
-----	--------	------

<sup>4</sup> Risk rating measures the degree of uncertainty that an investor can handle regarding fluctuations in the value of their portfolio. The amount of risk associated with any particular investment depends largely on your own personal circumstances including your time horizon, liquidity needs, portfolio size, income, investment knowledge and attitude toward price fluctuations. Investors should consult their financial advisor before making a decision as to whether this mutual fund is a suitable investment for them.

## Top equity holdings %

1. Williams Companies, Inc.
2. Canadian Natural Resources Limited
3. Whitecap Resources Inc.
4. Suncor Energy Inc.
5. Exxon Mobil Corporation
6. Enbridge Inc.
7. Tourmaline Oil Corp.
8. ARC Resources Ltd.
9. TC Energy Corporation
10. TotalEnergies SE

**Total allocation in top holdings**

**56.4**

## Fund codes (prefix: dyn)

Series	FE	LL	LL2	DSC	No load	ETF
<b>A</b>	4430	4432 <sup>5</sup>	4431 <sup>5</sup>	4433 <sup>5</sup>	N/A	N/A
<b>DCAF</b>	1221	1222 <sup>5</sup>	N/A	1223 <sup>5</sup>	N/A	N/A
<b>F</b>	N/A	N/A	N/A	N/A	4434	N/A
<b>FT</b>	N/A	N/A	N/A	N/A	4435	N/A
<b>G</b>	4430G <sup>5</sup>	4432G <sup>5</sup>	N/A	4433G <sup>5</sup>	N/A	N/A
<b>I</b>	N/A	N/A	N/A	N/A	4436	N/A
<b>T</b>	1744	1746 <sup>5</sup>	1745 <sup>5</sup>	1747 <sup>5</sup>	N/A	N/A

# Dynamic Energy Income Fund

Series G | Performance as at February 28, 2026. Holdings as at February 28, 2026.

Dynamic Funds is a leading Canadian investment company offering a comprehensive range of investment services, including mutual funds, tax-advantaged products and customized high net-worth programs.

## Ontario (Head Office)

40 Temperance Street, 16th Floor  
Toronto, ON M5H 0B4  
Toll free: 1-866-977-0477  
Tel: 416-363-5621

## Eastern Canada

1200 McGill College Ave., Ste. 2300  
Montreal, QC H3B 4G7

## Western Canada

Suite 1130  
685 Center Street South  
Calgary, AB T2G 2C7

## Four Bentall Centre

1055 Dunsmuir St., Ste. 3434  
P.O. Box 49217  
Vancouver, BC V7X 1K8

## Customer Relations Centre

Toll free: 1-800-268-8186  
Tel: 514-908-3212 (English)  
514-908-3217 (French)  
Fax: 416-363-4179 or  
1-800-361-4768  
Email: [service@dynamic.ca](mailto:service@dynamic.ca)

## [dynamic.ca](https://dynamic.ca)

Dynamic Funds® is a registered trademark of The Bank of Nova Scotia, used under license by, and is a division of, 1832 Asset Management L.P. © Copyright 2026 The Bank of Nova Scotia. All rights reserved.

Distributions may consist of net income, dividends, net realized capital gains, and/or return of capital. Distributions are not guaranteed and investors should not confuse a fund's distribution yield with its performance or rate of return.

Commissions, trailing commissions, management fees and expenses all may be associated with mutual fund investments. Please read the prospectus before investing.

The indicated rates of return are the historical annual compounded total returns including changes in units [share] value and reinvestment of all distributions [dividends] and do not take into account sales, redemption, distribution or optional charges or income taxes payable by any security holder that would have reduced returns. The rates of return are used only to illustrate the effects of the compound growth rate and are not intended to reflect future values of the mutual fund or returns on investment in the mutual fund. Investments in mutual funds are not guaranteed, their values change frequently and past performance may not be repeated.

$R^2$  is a measurement out of 100 that shows the extent to which a portfolio's movements can be explained by the benchmark's movements.

Standard deviation is a measure of volatility; it shows how broadly the Fund's returns have varied over a given time period. Compound growth calculations are used only for the purpose of illustrating the effects of compound growth and are not intended to reflect future value of any mutual fund or returns on investment in any mutual fund.