

# MARQUIS INSTITUTIONAL BALANCED PORTFOLIO

Series A • Performance as at November 30, 2024. Holdings as at October 31, 2024.

**CRAIG MADDOCK CFA, MBA, CFP, FICB**

Portfolio Manager: 2.5 years on fund

**YUKO GIRARD CFA, MBA, CAIA, FRM**

Portfolio Manager: 2.5 years on fund

**WESLEY BLIGHT CFA**

Portfolio Manager: 2.5 years on fund

**MARK FAIRBAIRN CFA**

Portfolio Manager: 2.5 years on fund

**IAN TAYLOR CFA, CAIA**

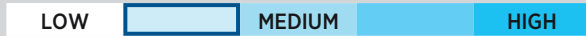
Portfolio Manager: 2.5 years on fund

**JENNY WANG CFA, MA**

Portfolio Manager: On Fund since January 2024

INCEPTION	<b>2003 August</b>
NET ASSETS	<b>\$145.67M</b>
HOLDINGS	<b>453</b>
MER <sup>1</sup>	<b>2.09%</b>
MANAGEMENT FEE	<b>1.75%</b>
NAV	<b>\$10.25</b>
STANDARD DEVIATION	<b>9.48% over 3 years</b>
R <sup>2</sup>	<b>0.96</b>

**RISK RATING<sup>2</sup>**



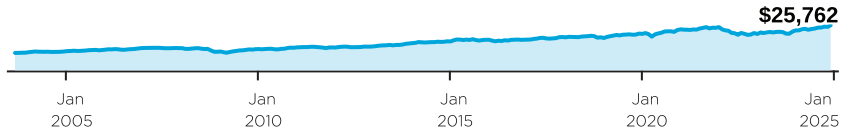
**FUND CODES (Prefix: DYN)**

Series	FE	LL	LL2	DSC	No load	ETF
A	452	472 <sup>3</sup>	7167 <sup>3</sup>	462 <sup>3</sup>		
DCAF	2182	2183 <sup>3</sup>		2184 <sup>3</sup>		
C	1034 <sup>4</sup>	1036 <sup>3</sup>		1037 <sup>4</sup>		
F					279	
FT					3836	
G	452G <sup>3</sup>	472G <sup>3</sup>		462G <sup>3</sup>		
I					1598	
T	1410	1411 <sup>3</sup>	7168 <sup>3</sup>	1412 <sup>3</sup>		
V		494 <sup>3</sup>			493 <sup>4</sup>	

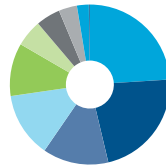
**WHY INVEST IN MARQUIS INSTITUTIONAL BALANCED PORTFOLIO ?**

- Access a convenient portfolio featuring leading institutional managers that aims to generate steady long-term capital growth through a 50% equity, 50% fixed income mix.
- Automatic rebalancing between asset class components and managers simplifies investing and makes for a consistent strategy.
- Ongoing monitoring of portfolio and managers ensures quality control.

**GROWTH OF \$10,000**

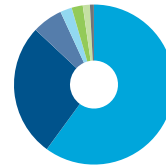


**ASSET ALLOCATION**



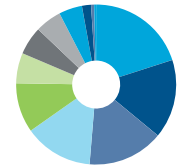
- 24.0% Corporate Bonds - CDN
- 22.3% Common Stocks-US
- 13.3% Common Stocks-CDN
- 13.1% Common Stocks-Foreign
- 10.7% Provincial Govt Bonds - CDN
- 5.4% Federal Govt Bonds - CDN
- 4.9% Mutual Funds - Foreign Income
- 3.7% Foreign Bonds & Debentures
- 2.4% Cash, Short-Term Investments & Other Net Assets
- 0.2% Preferred Stocks-CDN

**GEOGRAPHIC ALLOCATION**



- 58.6% Canada
- 26.3% United States
- 6.0% Continental Europe
- 2.3% Japan
- 2.2% United Kingdom
- 1.4% Pacific
- 0.8% Emerging Markets

**SECTOR ALLOCATION**



- 9.8% Information Technology
- 7.8% Industrials
- 7.5% Financials
- 6.8% Consumer Discretionary
- 4.9% Health Care
- 3.0% Communication Services
- 2.8% Materials
- 2.6% Consumer Staples
- 2.3% Energy
- 0.9% Real Estate
- 0.3% Utilities
- 0.2% Other

**CALENDAR RETURNS %**

YTD	2023	2022	2021	2020	2019	2018	2017	2016
<b>12.8</b>	<b>9.9</b>	<b>-16.0</b>	<b>5.4</b>	<b>12.5</b>	<b>12.6</b>	<b>-1.9</b>	<b>7.5</b>	<b>0.4</b>

**COMPOUND RETURNS %**

1 mo	3 mo	6 mo	YTD	1 yr	3 yrs	5 yrs	10 yrs	Incep
<b>3.5</b>	<b>5.2</b>	<b>9.0</b>	<b>12.8</b>	<b>16.3</b>	<b>1.9</b>	<b>4.1</b>	<b>4.5</b>	<b>4.5</b>

The benchmark used for analytics for this fund is 15% S&P/TSX Composite Index/35% Solactive GBS Developed Markets Large & Mid Cap Index/50% FTSE Canada Universe Bond Index.

[1] For the period ended 2024-06-30. [2] Risk rating measures the degree of uncertainty that an investor can handle regarding fluctuations in the value of their portfolio. The amount of risk associated with any particular investment depends largely on your own personal circumstances including your time horizon, liquidity needs, portfolio size, income, investment knowledge and attitude toward price fluctuations. Investors should consult their financial advisor before making a decision as to whether this mutual fund is a suitable investment for them. [3] Not available for purchases, switches out only. [4] Not available for purchases or switches.

# MARQUIS INSTITUTIONAL BALANCED PORTFOLIO

Series A • Performance as at November 30, 2024. Holdings as at October 31, 2024.

## TOP 5 HOLDINGS OF UNDERLYING FUNDS (as at October 31, 2024)

### MARQUIS INSTITUTIONAL CANADIAN EQUITY PORTFOLIO

Target: 15.00%

1832 Asset Management L.P. - Equity Income • Target: 4.50%	1832 Asset Management L.P. - Growth • Target: 4.50%	Jarislowsky Fraser Ltd. • Target: 4.50%	Montrusco Bolton Investments Inc. • Target: 1.50%
Bank of Montreal	Alphabet Inc., Class "C"	Bank of Montreal	Colliers International Group Inc.
Canadian Natural Resources Limited	Intact Financial Corporation	Bank of Nova Scotia (The)	Ero Copper Corp.
Enbridge Inc.	Microsoft Corporation	Brookfield Corporation	MDA Space Limited
Royal Bank of Canada	National Bank of Canada	Canadian National Railway Company	New Gold Inc.
Toronto-Dominion Bank (The)	Royal Bank of Canada	TC Energy Corporation	Savaria Corporation

### MARQUIS INSTITUTIONAL GLOBAL EQUITY PORTFOLIO

Target: 35.00%

1832 Asset Management L.P. • Target: 5.25%	Baillie Gifford & Co Ltd. • Target: 8.75%	Epoch Investment Partners • Target: 8.75%	Fiduciary Management, Inc. • Target: 5.25%
AppLovin Corporation, Class "A"	Amazon.com, Inc.	Amazon.com, Inc.	Avery Dennison Corporation
Cava Group Inc.	Martin Marietta Materials, Inc.	Broadcom Inc.	Berkshire Hathaway Inc., Class "B"
DoorDash, Inc., Class "A"	Meta Platforms, Inc., Class "A"	JPMorgan Chase & Co.	Booking Holdings Inc.
Samsara Inc. Class A	Microsoft Corporation	Meta Platforms, Inc., Class "A"	Charles Schwab Corporation (The)
ServiceNow, Inc.	NVIDIA Corporation	Microsoft Corporation	Ferguson Enterprises Inc

#### Walter Scott & Partners Limited

• Target: 7.00%

Industria de Diseño Textil, SA
Keyence Corporation
L'Air Liquide SA
Novo Nordisk A/S, Class "B"
Taiwan Semiconductor Manufacturing Company Limited, Sponsored ADR

### MARQUIS INSTITUTIONAL BOND PORTFOLIO

Target: 50.00%

#### Derek Amery

• Target: 50.00%

Province of Ontario, 2.65% Dec. 02 50
Province of Ontario, 2.90% Jun. 02 49
Province of Ontario, 5.60% Jun. 02 35
Province of Quebec, 3.10% Dec. 01 51
United States Treasury, 2.75% Aug. 15 32
Dynamic Global Fixed Income Fund, Series "O"

**MARQUIS INSTITUTIONAL BALANCED PORTFOLIO**

Series A • Performance as at November 30, 2024. Holdings as at October 31, 2024.

Dynamic Funds is a leading Canadian investment company offering a comprehensive range of investment services, including mutual funds, tax-advantaged products and customized high net-worth programs.

**Customer Relations Centre**

**Toll free:** 1-800-268-8186  
**Tel:** 514-908-3212 (English)  
 514-908-3217 (French)  
**Fax:** 416-363-4179 or  
 1-800-361-4768  
**Email:** [service@dynamic.ca](mailto:service@dynamic.ca)

**Ontario (Head Office)**

40 Temperance Street, 16th Floor  
 Toronto, ON M5H 0B4  
**Toll free:** 1-866-977-0477  
**Tel:** 416-363-5621

**Eastern Canada**

1200 McGill College Ave., Ste. 2300  
 Montreal, QC H3B 4G7

**Western Canada**

Suite 1130  
 685 Center Street South  
 Calgary, AB T2G 2C7

**Four Bentall Centre**

1055 Dunsmuir St., Ste. 3434  
 P.O. Box 49217  
 Vancouver, BC V7X 1K8

**DYNAMIC PREFERRED PRICING**

Management fee rates are applied back to dollar one

Fund Value	%
\$0K - \$250K	1.750%
\$250K - \$1M	1.675%
\$1M - \$5M	1.625%
\$5M+	1.575%

Commissions, trailing commissions, management fees and expenses all may be associated with mutual fund investments. Please read the prospectus before investing.

The indicated rates of return are the historical annual compounded total returns including changes in units [share] value and reinvestment of all distributions [dividends] and do not take into account sales, redemption, distribution or optional charges or income taxes payable by any security holder that would have reduced returns. The rates of return are used only to illustrate the effects of the compound growth rate and are not intended to reflect future values of the mutual fund or returns on investment in the mutual fund. Investments in mutual funds are not guaranteed, their values change frequently and past performance may not be repeated.

R<sup>2</sup> is a measurement out of 100 that shows the extent to which a portfolio's movements can be explained by the benchmark's movements.

Standard deviation is a measure of volatility; it shows how broadly the Fund's returns have varied over a given time period.



[dynamic.ca/f/1732](https://dynamic.ca/f/1732)