

FIXED INCOME DYNAMIC ACTIVE CORE BOND PRIVATE POOL

Series F • Performance as at October 31, 2025. Holdings as at October 31, 2025.

DYNAMIC
private
INVESTMENT POOLS

DEREK AMERY BA (Hons.), MA, CFA

Senior Portfolio Manager: 6.7 years on fund

DOMENIC BELLISSIMO MBA, CFA

Portfolio Manager: 10.4 years on fund

BILL KIM B.Sc., CFA, CMT

Portfolio Manager: 10.4 years on fund

INCEPTION	2014 June
NET ASSETS	\$1.28B
HOLDINGS	183
MER ¹	0.65%
MANAGEMENT FEE	0.45%
NAV	\$8.54
DISTRIBUTIONS	\$0.0291 Monthly ³
YIELD	4.1% based on NAV ²
DURATION	7.09 year(s)

RISK RATING⁴

LOW	MEDIUM	HIGH
-----	--------	------

FIXED INCOME CHARACTERISTICS

Yield to Maturity (%)	3.83
Current yield (%)	4.08
Duration (years)	7.09
Credit Duration (years)	4.25
Average credit rating	A
Weighted Average Price (\$)	97.87
Average Coupon (%)	4.00


FUND CODES (Prefix: DYN)

Series	FE	LL	LL2	DSC	No load	ETF
A	3970					
F					3900	
I					3951	

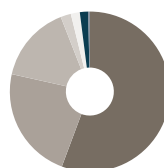
INVESTMENT DISCIPLINE

- A one-stop core Canadian fixed income solution
- Outsource the active management of sector allocation, security selection and interest rate risk to an experienced portfolio manager
- Benefit from the experience and deep knowledge of a dedicated, internal credit research team

GROWTH OF \$150,000




ASSET ALLOCATION



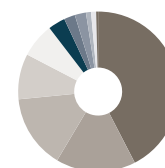
- 56.0% Corporate Bonds - CDN
- 22.9% Federal Govt Bonds - CDN
- 15.7% Provincial Govt Bonds - CDN
- 2.1% Corporate Bonds - US
- 1.8% High Yield Bonds - CDN
- 1.7% Cash, Short-Term Investments & Other Net Assets
- 0.3% High Yield Bonds - US
- 0.5% Govt Bonds - US

GEOGRAPHIC ALLOCATION



- 93.2% Canada
- 4.2% United States
- 0.4% Emerging Markets
- 0.3% Continental Europe

SECTOR ALLOCATION



- 20.8% Financials
- 7.9% Energy
- 7.3% Utilities
- 4.5% Real Estate
- 3.4% Communication Services
- 1.7% Consumer Discretionary
- 1.1% Industrials
- 1.1% Government
- 0.5% Health Care
- 0.5% Materials
- 0.2% Municipal Government

CALENDAR RETURNS %

YTD	2024	2023	2022	2021	2020	2019	2018	2017
3.4	5.1	6.7	-11.6	-2.5	7.8	5.2	1.6	0.2

COMPOUND RETURNS %

1 mo	3 mo	6 mo	YTD	1 yr	3 yrs	5 yrs	10 yrs	Incep
0.7	2.9	2.6	3.4	4.6	5.6	0.3	1.6	1.7

HISTORICAL DISTRIBUTIONS (\$/unit)

2025	Oct	Sep	Aug	Jul	Jun	May	Apr	Mar	Feb	Jan	Dec	2024	Nov
0.0291	0.0291	0.0291	0.0291	0.0291	0.0291	0.0291	0.0291	0.0291	0.0291	0.0291	0.0291	0.0291	0.0291

[1] For the period ended 2025-06-30. [2] The yield is determined by annualizing the fixed distribution rate and does not include any distributions in excess of the fixed distribution rate that may be paid at the fund's year-end. [3] This Monthly distribution is fixed but not guaranteed and may be adjusted from time to time at the discretion of the fund manager. [4] Risk rating measures the degree of uncertainty that an investor can handle regarding fluctuations in the value of their portfolio. The amount of risk associated with any particular investment depends largely on your own personal circumstances including your time horizon, liquidity needs, portfolio size, income, investment knowledge and attitude toward price fluctuations. Investors should consult their financial advisor before making a decision as to whether this pool is a suitable investment for them.

FIXED INCOME

DYNAMIC ACTIVE CORE BOND PRIVATE POOL

Series F • Performance as at October 31, 2025. Holdings as at October 31, 2025.

DYNAMIC
private
INVESTMENT POOLS

Dynamic Private Investment Pools offer affluent investors privileged access to preferential pricing combined with first-class, legitimately active investment management.

Customer Relations Centre

Toll free: 1-800-268-8186

Tel: 514-908-3212 (English)
514-908-3217 (French)

Fax: 416-363-4179 or
1-800-361-4768

Email: service@dynamic.ca

Ontario (Head Office)

40 Temperance Street, 16th Floor
Toronto, ON M5H 0B4

Toll free: 1-866-977-0477
Tel: 416-363-5621

Eastern Canada

1200 McGill College Ave., Ste. 2300
Montreal, QC H3B 4G7

Western Canada

Suite 1130
685 Center Street South
Calgary, AB T2G 2C7

Four Bentall Centre
1055 Dunsmuir St., Ste. 3434
P.O. Box 49217
Vancouver, BC V7X 1K8

TOP BOND HOLDINGS %

Dynamic Short Term Credit PLUS Fund, Series "O"	6.4
Government of Canada, 2.750% Dec. 01 55	4.8
Canada Housing Trust, 3.600% Sep. 15 35	4.8
Province of Ontario, 2.90% Dec. 02 46	4.4
Province of Quebec, 3.10% Dec. 01 51	3.1
Province of Ontario, 2.90% Jun. 02 49	2.4
Government of Canada, 1.25% Mar. 01 27	2.3
Province of Ontario, 4.60% Jun. 02 39	2.2
Government of Canada, 1.00% Sep. 01 26	1.8
Province of New Brunswick, 5.000% Aug. 14 54	1.5

Total allocation in top holdings 33.7

CREDIT QUALITY OF PORTFOLIO

AAA 22.2%	AA 16.7%	A 19.1%
BBB 39.4%	BB 2.2%	B-N/R 0.4%

DYNAMIC PREFERRED PRICING

Management fee rates are applied back to dollar one

Fund Value	%
\$0K - \$250K	0.450%
\$250K - \$1M	0.400%
\$1M - \$5M	0.375%
\$5M+	0.325%

Distributions may consist of net income, dividends, net realized capital gains, and/or return of capital. Distributions are not guaranteed and investors should not confuse a fund's distribution yield with its performance or rate of return.

Commissions, trailing commissions, management fees and expenses all may be associated with investments in pools. Please read the prospectus before investing.

The indicated rates of return are the historical annual compounded total returns including changes in units [share] value and reinvestment of all distributions [dividends] and do not take into account sales, redemption, distribution or optional charges or income taxes payable by any security holder that would have reduced returns. The rates of return are used only to illustrate the effects of the compound growth rate and are not intended to reflect future values of the pool or returns on investment in the pool.

Investments in pools are not guaranteed, their values change frequently and past performance may not be repeated.

Compound growth calculations are used only for the purpose of illustrating the effects of compound growth and are not intended to reflect future value of any mutual fund or returns on investment in any mutual fund.



dynamic.ca/f/1786