

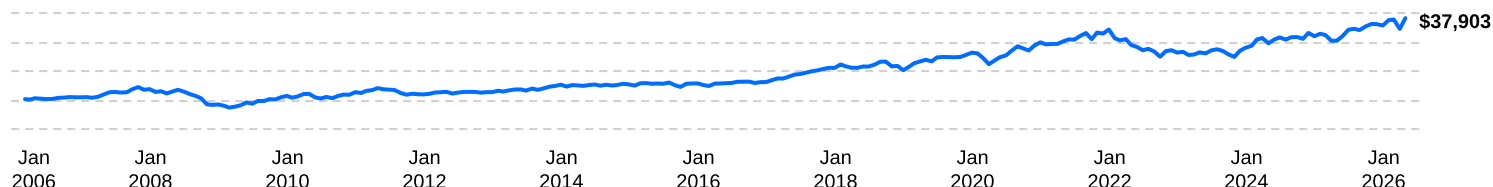
Dynamic Global Dividend Fund

Series A (USD) | Performance as at April 30, 2026. Holdings as at April 30, 2026.

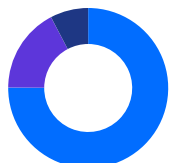
Why invest in Dynamic Global Dividend Fund ?

A core global Fund that focuses on undervalued companies that are initiating or increasing their dividends. Focused on large-cap companies and will usually have an overweight to the U.S., in order to decrease volatility.

Growth of \$10,000

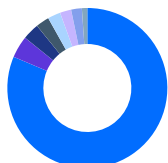


Asset Allocation (%)



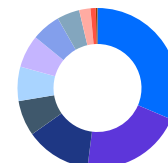
- 75.1% Common Stocks-US
- 17.2% Common Stocks-Foreign
- 7.7% Cash, Short-Term Investments & Other Net Assets

Geographic Allocation (%)



- 75.1% United States
- 4.1% United Kingdom
- 3.1% Israel
- 2.5% Germany
- 2.4% Switzerland
- 2.1% Australia
- 2.0% Spain
- 1.0% France

Sector Allocation (%)



- 29.0% Information Technology
- 19.0% Industrials
- 12.2% Financials
- 6.6% Utilities
- 6.4% Communication Services
- 6.1% Energy
- 5.4% Consumer Discretionary
- 4.2% Materials
- 2.1% Consumer Staples
- 1.0% Health Care
- 0.3% Real Estate

Calendar returns %

YTD	2025	2024	2023	2022	2021	2020	2019	2018
7.2	11.7	14.4	6.3	-23.4	14.9	13.7	30.4	-3.7

Compound returns %

1 mo	3 mo	6 mo	YTD	1 yr	3 yrs	5 yrs	10 yrs	Incep
10.9	1.9	5.6	7.2	25.9	13.2	4.9	9.4	6.8

Historical Distributions (USD\$/unit)

2026 Apr	Mar	Feb	Jan	2025 Dec	Nov	Oct	Sep	Aug	Jul	Jun	May
—	—	—	—	2.8381	—	—	—	—	—	—	—

Dynamic Global Dividend Fund

Series A (USD) | Performance as at April 30, 2026. Holdings as at April 30, 2026.

David L. Fingold BSc. Management
Senior Portfolio Manager: 20.2 years on fund

Inception	2006 March
Net assets	\$4.61B
Holdings	42
Mer¹	2.19%
Management fee	1.9%
Nav	\$18.67 USD
Active share	82.4% as of March 31, 2026

¹ For the period ended 2025-06-30.

Risk rating²

Low	Medium	High
-----	--------	------

² Risk rating measures the degree of uncertainty that an investor can handle regarding fluctuations in the value of their portfolio. The amount of risk associated with any particular investment depends largely on your own personal circumstances including your time horizon, liquidity needs, portfolio size, income, investment knowledge and attitude toward price fluctuations. Investors should consult their financial advisor before making a decision as to whether this mutual fund is a suitable investment for them.

Dynamic preferred pricing

Management fee rates are applied back to dollar one

Fund Value	%
\$0K - \$250K	1.900%
\$250K - \$1M	1.800%
\$1M - \$5M	1.725%
\$5M+	1.675%

Top equity holdings %

1. Alphabet Inc.	6.3
2. Apple Inc.	5.4
3. Amazon.com, Inc.	3.3
4. Broadcom Inc.	3.0
5. Western Digital Corporation	3.0
6. GE Vernova Inc.	2.9
7. Vertiv Holdings Company	2.6
8. Siemens Energy AG	2.5
9. Caterpillar Inc.	2.4
10. ABB Ltd.	2.4

Total allocation in top holdings **33.8**

Fund codes (prefix: dyn)

Series	FE	LL	LL2	DSC	No load	ETF
A	031	431 ³	7088 ³	531 ³	N/A	N/A
DCAF	831	138 ³	N/A	931 ³	N/A	N/A
A (USD)	032	432 ³	N/A	532 ³	N/A	N/A
F	N/A	N/A	N/A	N/A	1131	N/A
DCAF - F	N/A	N/A	N/A	N/A	2408	N/A
F (USD)	N/A	N/A	N/A	N/A	1132	N/A
FT	N/A	N/A	N/A	N/A	2203	N/A
FT (USD)	N/A	N/A	N/A	N/A	2759	N/A
G	031G ³	431G ³	N/A	531G ³	N/A	N/A
I	N/A	N/A	N/A	N/A	1231	N/A
I (USD)	N/A	N/A	N/A	N/A	1232	N/A
IT	N/A	N/A	N/A	N/A	1331	N/A
T	1031	1032 ³	7089 ³	1033 ³	N/A	N/A
T (USD)	1732	1733 ³	N/A	1734 ³	N/A	N/A

Dynamic Global Dividend Fund

Series A (USD) | Performance as at April 30, 2026. Holdings as at April 30, 2026.

Dynamic Funds is a leading Canadian investment company offering a comprehensive range of investment services, including mutual funds, tax-advantaged products and customized high net-worth programs.

Ontario (Head Office)

40 Temperance Street, 16th Floor
Toronto, ON M5H 0B4
Toll free: 1-866-977-0477
Tel: 416-363-5621

Eastern Canada

1200 McGill College Ave., Ste. 2300
Montreal, QC H3B 4G7

Western Canada

Suite 1130
685 Center Street South
Calgary, AB T2G 2C7

Four Bentall Centre

1055 Dunsmuir St., Ste. 3434
P.O. Box 49217
Vancouver, BC V7X 1K8

Customer Relations Centre

Toll free: 1-800-268-8186
Tel: 514-908-3212 (English)
514-908-3217 (French)
Fax: 416-363-4179 or
1-800-361-4768
Email: service@dynamic.ca

dynamic.ca

Dynamic Funds® is a registered trademark of The Bank of Nova Scotia, used under license by, and is a division of, 1832 Asset Management L.P. © Copyright 2026 The Bank of Nova Scotia. All rights reserved.
Commissions, trailing commissions, management fees and expenses all may be associated with mutual fund investments. Please read the prospectus before investing.

The indicated rates of return are the historical annual compounded total returns including changes in units [share] value and reinvestment of all distributions [dividends] and do not take into account sales, redemption, distribution or optional charges or income taxes payable by any security holder that would have reduced returns. The rates of return are used only to illustrate the effects of the compound growth rate and are not intended to reflect future values of the mutual fund or returns on investment in the mutual fund. Investments in mutual funds are not guaranteed, their values change frequently and past performance may not be repeated.

Compound growth calculations are used only for the purpose of illustrating the effects of compound growth and are not intended to reflect future value of any mutual fund or returns on investment in any mutual fund.