

GLOBAL EQUITY

# DYNAMIC GLOBAL DIVIDEND CLASS <sup>1</sup>

Series A • Performance as at October 31, 2025. Holdings as at October 31, 2025.

**DAVID L. FINGOLD BSc. Management**  
Senior Portfolio Manager: 18.8 years on fund

INCEPTION	2007 January
NET ASSETS	\$742.75M
HOLDINGS	39
MER <sup>2</sup>	2.19%
MANAGEMENT FEE	1.9%
NAV	\$29.26
STANDARD DEVIATION	12.16% over 3 years
ACTIVE SHARE	73.1% as of September 30, 2025 <sup>3</sup>
R <sup>2</sup>	0.64
DISTRIBUTIONS	

RISK RATING<sup>4</sup>

LOW	MEDIUM	HIGH
-----	--------	------

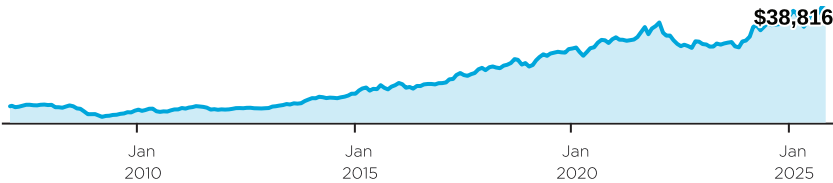
FUND CODES (Prefix: DYN)

Series	FE	LL	LL2	DSC	No load	ETF
A	406	412 <sup>5</sup>	7086 <sup>5</sup>	416 <sup>5</sup>		
DCAF	898	198 <sup>5</sup>		998 <sup>5</sup>		
A (USD)	423	433 <sup>5</sup>		446 <sup>5</sup>		
F					426	
DCAF - F					2407	
F (USD)					1795	
FT					2202	
I					436 <sup>5</sup>	
I (USD)					1580 <sup>5</sup>	
T	1197	1199 <sup>5</sup>	7087 <sup>5</sup>	1198 <sup>5</sup>		

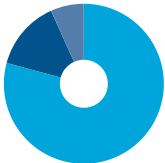
WHY INVEST IN DYNAMIC GLOBAL DIVIDEND CLASS ?

- A core global Fund that focuses on undervalued companies that are initiating or increasing their dividends. Focused on large-cap companies and will usually have an overweight to the U.S., in order to decrease volatility.
- Access to one of the world's deepest and broadest markets through true active management.

GROWTH OF \$10,000 <sup>1</sup>

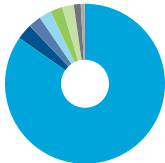


ASSET ALLOCATION



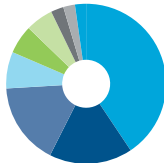
- 79.2% Common Stocks-US
- 14.1% Common Stocks-Foreign
- 6.7% Cash, Short-Term Investments & Other Net Assets

GEOGRAPHIC ALLOCATION



- 79.0% United States
- 3.0% Taiwan
- 2.4% Ireland
- 2.3% Japan
- 2.3% United Kingdom
- 2.2% Germany
- 1.3% Israel
- 0.8% Spain

SECTOR ALLOCATION



- 37.9% Information Technology
- 15.7% Financials
- 15.5% Industrials
- 6.9% Consumer Discretionary
- 5.4% Health Care
- 5.2% Communication Services
- 2.4% Materials
- 2.2% Utilities
- 2.1% Real Estate

CALENDAR RETURNS <sup>1</sup> %

YTD	2024	2023	2022	2021	2020	2019	2018	2017
10.5	24.5	3.5	-18.0	14.1	11.9	23.8	5.0	21.8

COMPOUND RETURNS <sup>1</sup> %

1 mo	3 mo	6 mo	YTD	1 yr	3 yrs	5 yrs	10 yrs	Incep
3.2	6.1	21.2	10.5	17.4	11.5	7.1	9.7	7.5

HISTORICAL DISTRIBUTIONS (\$/unit)

2025	Oct	Sep	Aug	Jul	Jun	May	Apr	Mar	Feb	Jan	2024	Dec	Nov
	-	-	-	-	-	-	-	-	-	0.1585		-	-

The benchmark used for analytics for this fund is MSCI World Index (C\$).

[1] Formerly Dynamic Global Dividend Value Class [2] For the period ended 2025-06-30. [3] Active share measures the percentage a portfolio's holdings that are different from those in its benchmark. Active share shows how the manager is actively exploiting opportunities that are not reflected in the index. [4] Risk rating measures the degree of uncertainty that an investor can handle regarding fluctuations in the value of their portfolio. The amount of risk associated with any particular investment depends largely on your own personal circumstances including your time horizon, liquidity needs, portfolio size, income, investment knowledge and attitude toward price fluctuations. Investors should consult their financial advisor before making a decision as to whether this mutual fund is a suitable investment for them. [5] Not available for purchases, switches out only.

**DYNAMIC GLOBAL DIVIDEND CLASS<sup>1</sup>**

Series A • Performance as at October 31, 2025. Holdings as at October 31, 2025.

Dynamic Funds is a leading Canadian investment company offering a comprehensive range of investment services, including mutual funds, tax-advantaged products and customized high net-worth programs.

**Customer Relations Centre**

Toll free: 1-800-268-8186

Tel: 514-908-3212 (English)  
514-908-3217 (French)Fax: 416-363-4179 or  
1-800-361-4768Email: [service@dynamic.ca](mailto:service@dynamic.ca)**Ontario (Head Office)**

40 Temperance Street, 16th Floor

Toronto, ON M5H 0B4

Toll free: 1-866-977-0477

Tel: 416-363-5621

**Eastern Canada**

1200 McGill College Ave., Ste. 2300

Montreal, QC H3B 4G7

**Western Canada**

Suite 1130

685 Center Street South

Calgary, AB T2G 2C7

**Four Bentall Centre**

1055 Dunsmuir St., Ste. 3434

P.O. Box 49217

Vancouver, BC V7X 1K8

**TOP EQUITY HOLDINGS %**

NVIDIA Corporation	7.2
Apple Inc.	5.7
Alphabet Inc.	5.2
Microsoft Corporation	5.2
Broadcom Inc.	4.7
Amazon.com, Inc.	3.5
Amphenol Corporation	3.1
Morgan Stanley	3.1
TSMC Limited	3.0
Caterpillar Inc.	2.4

**Total allocation in top holdings 43.1****DYNAMIC PREFERRED PRICING**

Management fee rates are applied back to dollar one

Fund Value	%
\$0K - \$250K	1.900%
\$250K - \$1M	1.800%
\$1M - \$5M	1.725%
\$5M+	1.675%

Commissions, trailing commissions, management fees and expenses all may be associated with mutual fund investments. Please read the prospectus before investing.

The indicated rates of return are the historical annual compounded total returns including changes in units [share] value and reinvestment of all distributions [dividends] and do not take into account sales, redemption, distribution or optional charges or income taxes payable by any security holder that would have reduced returns. The rates of return are used only to illustrate the effects of the compound growth rate and are not intended to reflect future values of the mutual fund or returns on investment in the mutual fund. Investments in mutual funds are not guaranteed, their values change frequently and past performance may not be repeated.

R<sup>2</sup> is a measurement out of 100 that shows the extent to which a portfolio's movements can be explained by the benchmark's movements.

Standard deviation is a measure of volatility; it shows how broadly the Fund's returns have varied over a given time period.

Active share measures the percentage a portfolio's holdings that are different from those in its benchmark. Active share shows how the manager is actively exploiting opportunities that are not reflected in the index.

Compound growth calculations are used only for the purpose of illustrating the effects of compound growth and are not intended to reflect future value of any mutual fund or returns on investment in any mutual fund.

[dynamic.ca/f/1852](https://dynamic.ca/f/1852)