

ALTERNATIVE

DYNAMIC STRATEGIC GOLD CLASS

Series F • Performance as at June 30, 2025. Holdings as at June 30, 2025.

**ROBERT COHEN B.A.Sc., MBA, CFA**  
Senior Portfolio Manager: 15.8 years on fund

**EMILY GRIFFITHS P. Geo, CFA**  
Portfolio Manager: On Fund since April 2025

INCEPTION	2009 August
NET ASSETS	\$326.82M
HOLDINGS	17
MER <sup>1</sup>	1.21%
MANAGEMENT FEE	1%
NAV	\$36.16
STANDARD DEVIATION	25.38% over 3 years
R <sup>2</sup>	0.78
DISTRIBUTIONS	

RISK RATING<sup>2</sup>

LOW	MEDIUM	HIGH
-----	--------	------

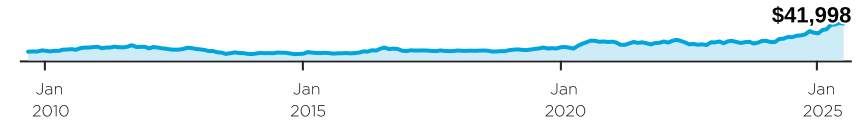
FUND CODES (Prefix: DYN)

Series	FE	LL	LL2	DSC	No load	ETF
A	2300	2301 <sup>3</sup>	7124 <sup>3</sup>	2302 <sup>3</sup>		
DCAF	2320	2321 <sup>3</sup>		2322 <sup>3</sup>		
A (USD)	2310	2311 <sup>3</sup>		2312 <sup>3</sup>		
F					2303	
DCAF - F					2419	
F (USD)					2916	
FH (USD)					2369	
G	2300G <sup>3</sup>	2301G <sup>3</sup>		2302G <sup>3</sup>		
I					2304	

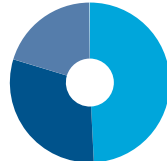
WHY INVEST IN DYNAMIC STRATEGIC GOLD CLASS ?

- Ability to tactically shift allocation between physical bullion and gold equities depending on market conditions.
- Low to negative correlation to traditional bonds and equities can provide diversification benefits while also providing a hedge against inflation and weakness in currency markets.
- Disciplined investment process using economic and quantitative analysis to determine optimal asset allocation and security selection.

GROWTH OF \$10,000

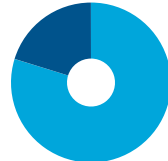


ASSET ALLOCATION




- 49.2% Common Stocks-CDN
- 30.5% Gold Bullion
- 20.2% Common Stocks-Foreign
- 0.1% Cash, Short-Term Investments & Other Net Assets

GEOGRAPHIC ALLOCATION



- 79.7% Canada
- 20.2% Australia

SECTOR ALLOCATION



- 99.9% Gold & Precious Metals

CALENDAR RETURNS %

YTD	2024	2023	2022	2021	2020	2019	2018	2017
36.0	38.4	8.3	-4.7	1.0	42.3	28.2	4.1	6.4

COMPOUND RETURNS %

1 mo	3 mo	6 mo	YTD	1 yr	3 yrs	5 yrs	10 yrs	Incep
-1.9	3.3	36.0	36.0	58.5	31.8	15.1	17.5	9.5

HISTORICAL DISTRIBUTIONS (\$/unit)

2025					2024						
Jun	May	Apr	Mar	Feb	Jan	Dec	Nov	Oct	Sep	Aug	Jul
-	-	-	-	-	0.0610	0.1264	-	-	-	-	-

The benchmark used for analytics for this fund is 50% S&P/TSX Global Gold/50% London PM Gold (C\$).

[1] For the period ended 2024-06-30. [2] Risk rating measures the degree of uncertainty that an investor can handle regarding fluctuations in the value of their portfolio. The amount of risk associated with any particular investment depends largely on your own personal circumstances including your time horizon, liquidity needs, portfolio size, income, investment knowledge and attitude toward price fluctuations. Investors should consult their financial advisor before making a decision as to whether this mutual fund is a suitable investment for them. [3] Not available for purchases, switches out only.

ALTERNATIVE

# DYNAMIC STRATEGIC GOLD CLASS

Series F • Performance as at June 30, 2025. Holdings as at June 30, 2025.

Dynamic Funds is a leading Canadian investment company offering a comprehensive range of investment services, including mutual funds, tax-advantaged products and customized high net-worth programs.

## Customer Relations Centre

**Toll free:** 1-800-268-8186  
**Tel:** 514-908-3212 (English)  
514-908-3217 (French)  
**Fax:** 416-363-4179 or  
1-800-361-4768  
**Email:** [service@dynamic.ca](mailto:service@dynamic.ca)

## Ontario (Head Office)

40 Temperance Street, 16th Floor  
Toronto, ON M5H 0B4  
**Toll free:** 1-866-977-0477  
**Tel:** 416-363-5621

## Eastern Canada

1200 McGill College Ave., Ste. 2300  
Montreal, QC H3B 4G7

## Western Canada

Suite 1130  
685 Center Street South  
Calgary, AB T2G 2C7

## Four Bentall Centre

1055 Dunsmuir St., Ste. 3434  
P.O. Box 49217  
Vancouver, BC V7X 1K8

## TOP EQUITY HOLDINGS %

Lundin Gold Inc.

Kinross Gold Corporation

Spartan Resources Ltd.

Agnico-Eagle Mines Limited

Founders Metals Inc

Pantoro Limited

Northern Star Resources Limited

Snowline Gold Corp.

Wesdome Gold Mines Ltd.

G Mining Venture Corporation

**Total allocation in top holdings** 60.4

## DYNAMIC PREFERRED PRICING

Management fee rates are applied back to dollar one

Fund Value	%
\$0K - \$250K	1.000%
\$250K - \$1M	0.900%
\$1M - \$5M	0.825%
\$5M+	0.775%

Commissions, trailing commissions, management fees and expenses all may be associated with mutual fund investments. Please read the prospectus before investing.

The indicated rates of return are the historical annual compounded total returns including changes in units [share] value and reinvestment of all distributions [dividends] and do not take into account sales, redemption, distribution or optional charges or income taxes payable by any security holder that would have reduced returns. The rates of return are used only to illustrate the effects of the compound growth rate and are not intended to reflect future values of the mutual fund or returns on investment in the mutual fund. Investments in mutual funds are not guaranteed, their values change frequently and past performance may not be repeated.

Standard deviation is a measure of volatility; it shows how broadly the Fund's returns have varied over a given time period.



[dynamic.ca/f/1892](https://dynamic.ca/f/1892)

Researched by Dynamic Funds®

[www.dynamic.ca](http://www.dynamic.ca)

Dynamic Funds® is a registered trademark of The Bank of Nova Scotia, used under license by, and is a division of, 1832 Asset Management LP. © Copyright 2025 The Bank of Nova Scotia. All rights reserved.

**Dynamic Funds®**  
Invest with advice.