

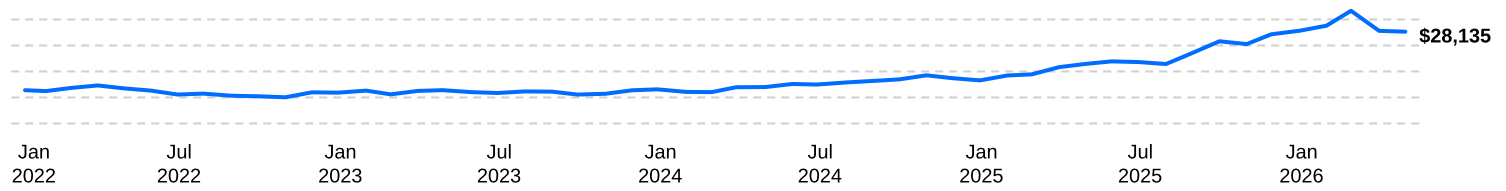
Dynamic Strategic Gold Class

Series F (USD) | Performance as at April 30, 2026. Holdings as at April 30, 2026.

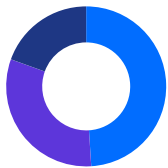
Why invest in Dynamic Strategic Gold Class ?

- Ability to tactically shift allocation between physical bullion and gold equities depending on market conditions.
- Low to negative correlation to traditional bonds and equities can provide diversification benefits while also providing a hedge against inflation and weakness in currency markets.
- Disciplined investment process using economic and quantitative analysis to determine optimal asset allocation and security selection.

Growth of \$10,000

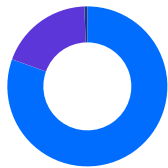


Asset Allocation (%)



- 49.0% Common Stocks-CDN
- 31.5% Gold Bullion
- 19.5% Common Stocks-Foreign

Geographic Allocation (%)



- 80.5% Canada
- 18.9% Australia
- 0.6% United Kingdom

Sector Allocation (%)



- 100.0% Gold & Precious Metals

Calendar returns %

YTD	2025	2024	2023	2022	2021	2020	2019	2018
-1.2	118.3	27.1	11.0	-7.6	—	—	—	—

Compound returns %

1 mo	3 mo	6 mo	YTD	1 yr	3 yrs	5 yrs	10 yrs	Incep
-0.9	-6.2	15.8	-1.2	55.2	41.1	23.0	—	27.1

Historical Distributions (USD\$/unit)

2026 Apr	Mar	Feb	Jan	2025 Dec	Nov	Oct	Sep	Aug	Jul	Jun	May
—	—	5.5531	—	0.1710	—	—	—	—	—	—	—

Dynamic Strategic Gold Class

Series F (USD) | Performance as at April 30, 2026. Holdings as at April 30, 2026.

Robert Cohen BAsC., MBA, CFA
Senior Portfolio Manager: 16.7 years on fund

Emily Griffiths P. Geo, CFA
Portfolio Manager: On fund since

Inception	2009 August
Net assets	\$471.86M
Holdings	21
Mer¹	1.24%
Management fee	1%
Nav	\$34.87 USD
Distributions	undefined

¹ For the period ended 2025-06-30.

Risk rating²



² Risk rating measures the degree of uncertainty that an investor can handle regarding fluctuations in the value of their portfolio. The amount of risk associated with any particular investment depends largely on your own personal circumstances including your time horizon, liquidity needs, portfolio size, income, investment knowledge and attitude toward price fluctuations. Investors should consult their financial advisor before making a decision as to whether this mutual fund is a suitable investment for them.

Dynamic preferred pricing

Management fee rates are applied back to dollar one

Fund Value	%
\$0K - \$250K	1.000%
\$250K - \$1M	0.900%
\$1M - \$5M	0.825%
\$5M+	0.775%

Top equity holdings %

1. Kinross Gold Corporation
2. Ramelius Resources Limited
3. Founders Metals Inc
4. Snowline Gold Corp.
5. G Mining Venture Corporation
6. Lundin Gold Inc.
7. ORA Banda Mining Limited
8. Alamos Gold Inc., Class "A"
9. Agnico Eagle Mines Limited
10. K92 Mining Inc.

Total allocation in top holdings

55.4

Fund codes (prefix: dyn)

Series	FE	LL	LL2	DSC	No load	ETF
A	2300	2301 ³	7124 ³	2302 ³	N/A	N/A
DCAF	2320	2321 ³	N/A	2322 ³	N/A	N/A
A (USD)	2310	2311 ³	N/A	2312 ³	N/A	N/A
F	N/A	N/A	N/A	N/A	2303	N/A
DCAF - F	N/A	N/A	N/A	N/A	2419	N/A
F (USD)	N/A	N/A	N/A	N/A	2916	N/A
FH (USD)	N/A	N/A	N/A	N/A	2369	N/A
G	2300G ³	2301G ³	N/A	2302G ³	N/A	N/A
I	N/A	N/A	N/A	N/A	2304	N/A

Dynamic Strategic Gold Class

Series F (USD) | Performance as at April 30, 2026. Holdings as at April 30, 2026.

Dynamic Funds is a leading Canadian investment company offering a comprehensive range of investment services, including mutual funds, tax-advantaged products and customized high net-worth programs.

Ontario (Head Office)

40 Temperance Street, 16th Floor
Toronto, ON M5H 0B4
Toll free: 1-866-977-0477
Tel: 416-363-5621

Eastern Canada

1200 McGill College Ave., Ste. 2300
Montreal, QC H3B 4G7

Western Canada

Suite 1130
685 Center Street South
Calgary, AB T2G 2C7

Four Bentall Centre

1055 Dunsmuir St., Ste. 3434
P.O. Box 49217
Vancouver, BC V7X 1K8

Customer Relations Centre

Toll free: 1-800-268-8186
Tel: 514-908-3212 (English)
514-908-3217 (French)
Fax: 416-363-4179 or
1-800-361-4768
Email: service@dynamic.ca

dynamic.ca

Dynamic Funds® is a registered trademark of The Bank of Nova Scotia, used under license by, and is a division of, 1832 Asset Management L.P. © Copyright 2026 The Bank of Nova Scotia. All rights reserved.
Commissions, trailing commissions, management fees and expenses all may be associated with mutual fund investments. Please read the prospectus before investing.

The indicated rates of return are the historical annual compounded total returns including changes in units [share] value and reinvestment of all distributions [dividends] and do not take into account sales, redemption, distribution or optional charges or income taxes payable by any security holder that would have reduced returns. The rates of return are used only to illustrate the effects of the compound growth rate and are not intended to reflect future values of the mutual fund or returns on investment in the mutual fund. Investments in mutual funds are not guaranteed, their values change frequently and past performance may not be repeated.

Compound growth calculations are used only for the purpose of illustrating the effects of compound growth and are not intended to reflect future value of any mutual fund or returns on investment in any mutual fund.