

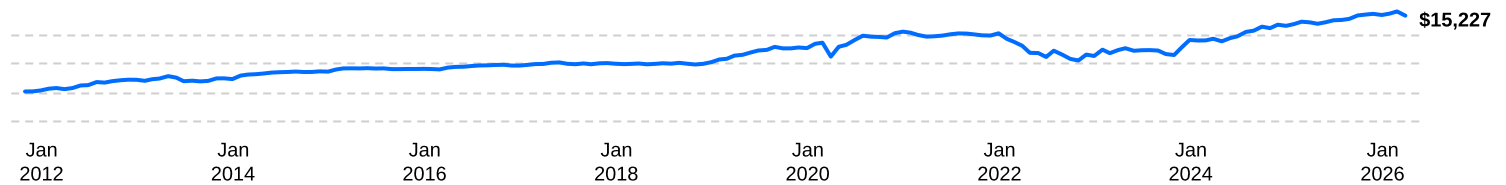
Dynamic Corporate Bond Strategies Fund

Series F | Performance as at March 31, 2026. Holdings as at March 31, 2026.

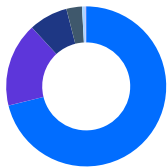
Why invest in Dynamic Corporate Bond Strategies Fund ?

- Diversified portfolio of North American primarily investment grade corporate bonds and income-generating strategies.
- Active management of credit, security selection and interest rate risk.
- For clients who want active corporate bond exposure with a higher distribution.

Growth of \$10,000

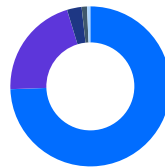


Asset Allocation (%)



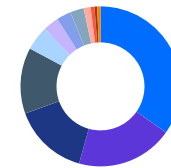
- 71.2% Corporate Bonds - CDN
- 17.0% Corporate Bonds - US
- 7.9% High Yield Bonds - CDN
- 3.2% High Yield Bonds - US
- 0.6% Federal Govt Bonds - CDN
- 0.2% Cash, Short-Term Investments & Other Net Assets
- 0.1% Govt Bonds - US

Geographic Allocation (%)



- 68.2% Canada
- 19.1% United States
- 2.7% Ireland
- 1.0% Jersey
- 0.6% France

Sector Allocation (%)



- 31.8% Financials
- 17.9% Energy
- 13.9% Utilities
- 12.2% Communication Services
- 4.5% Real Estate
- 2.9% Consumer Discretionary
- 2.7% Industrials
- 2.5% Information Technology
- 1.3% Health Care
- 0.7% Communications
- 0.5% Materials
- 0.6% Other

Calendar returns %

YTD	2025	2024	2023	2022	2021	2020	2019	2018
-0.3	5.1	7.2	8.9	-11.2	-0.8	8.7	8.1	0.9

Compound returns %

1 mo	3 mo	6 mo	YTD	1 yr	3 yrs	5 yrs	10 yrs	Incep
-1.9	-0.3	-0.1	-0.3	3.1	5.8	2.0	2.7	3.0

Historical Distributions (\$/unit)

2026 Mar	Feb	Jan	2025 Dec	Nov	Oct	Sep	Aug	Jul	Jun	May	Apr
0.0296	0.0296	0.0296	0.0308	0.0308	0.0308	0.0308	0.0308	0.0308	0.0308	0.0308	0.0308

Dynamic Corporate Bond Strategies Fund

Series F | Performance as at March 31, 2026. Holdings as at March 31, 2026.

Domenic Bellissimo MBA, CFA
Portfolio Manager: 13.0 years on fund

William (Bill) Lytwynchuk MBA, CFA
Portfolio Manager: 6.9 years on fund

Inception	2011 November
Net assets	\$535.69M
Holdings	156
Mer¹	0.89%
Management fee	0.65%
Nav	\$7.71
Standard deviation	4.62% over 3 years
R²	0.98
Distributions	\$0.0296 Monthly ³
Yield	4.5% based on NAV ²
Duration	5.59 year(s)

¹ For the period ended 2025-06-30.

² The yield is determined by annualizing the fixed distribution rate and does not include any distributions in excess of the fixed distribution rate that may be paid at the fund's year-end.

³ This Monthly distribution is fixed but not guaranteed and may be adjusted from time to time at the discretion of the fund manager.

Risk rating⁴

Low	Medium	High
-----	--------	------

⁴ Risk rating measures the degree of uncertainty that an investor can handle regarding fluctuations in the value of their portfolio. The amount of risk associated with any particular investment depends largely on your own personal circumstances including your time horizon, liquidity needs, portfolio size, income, investment knowledge and attitude toward price fluctuations. Investors should consult their financial advisor before making a decision as to whether this mutual fund is a suitable investment for them.

Dynamic preferred pricing

Management fee rates are applied back to dollar one

Fund Value	%
\$0K - \$250K	0.650%
\$250K - \$1M	0.600%
\$1M - \$5M	0.575%
\$5M+	0.525%

Top 10 issuers %

1. TD	6.5
2. Enbridge	5.9
3. Inter Pipeline	4.8
4. Bank Of Nova Scotia	4.6
5. Rogers	4.6
6. CIBC	4.3
7. Government of Canada	4.1
8. Brookfield Infrastructure Finance	2.8
9. BMO	2.6
10. Altagas	2.3

Total allocation in top holdings 42.5

Fixed income characteristics

Yield to Maturity (%)	4.56
Current yield (%)	6.58
Duration (years)	5.59
Credit Duration (years)	5.91
Average credit rating	BBB-
Weighted Average Price (\$)	78.15
Average Coupon (%)	5.14

Credit quality of portfolio

AAA 0.7%	AA 1.6%	A 13.3%
BBB 65.2%	BB 11.0%	B-N/R 8.2%

Fund codes (prefix: dyn)

Series	FE	LL	LL2	DSC	No load	ETF
A	2800	2801 ⁵	7026 ⁵	2802 ⁵	N/A	N/A
DCAF	2807	2808 ⁵	N/A	2809 ⁵	N/A	N/A
F	N/A	N/A	N/A	N/A	2803	N/A
FT	N/A	N/A	N/A	N/A	2837	N/A
H (USD)	2810	2811 ⁵	N/A	2812 ⁵	N/A	N/A
I	N/A	N/A	N/A	N/A	2813	N/A
T	2836	N/A	N/A	N/A	N/A	N/A

Dynamic Corporate Bond Strategies Fund

Series F | Performance as at March 31, 2026. Holdings as at March 31, 2026.

Dynamic Funds is a leading Canadian investment company offering a comprehensive range of investment services, including mutual funds, tax-advantaged products and customized high net-worth programs.

Ontario (Head Office)

40 Temperance Street, 16th Floor
Toronto, ON M5H 0B4
Toll free: 1-866-977-0477
Tel: 416-363-5621

Eastern Canada

1200 McGill College Ave., Ste. 2300
Montreal, QC H3B 4G7

Western Canada

Suite 1130
685 Center Street South
Calgary, AB T2G 2C7

Four Bentall Centre

1055 Dunsmuir St., Ste. 3434
P.O. Box 49217
Vancouver, BC V7X 1K8

Customer Relations Centre

Toll free: 1-800-268-8186
Tel: 514-908-3212 (English)
514-908-3217 (French)
Fax: 416-363-4179 or
1-800-361-4768
Email: service@dynamic.ca

dynamic.ca

Dynamic Funds® is a registered trademark of The Bank of Nova Scotia, used under license by, and is a division of, 1832 Asset Management L.P. © Copyright 2026 The Bank of Nova Scotia. All rights reserved.

Distributions may consist of net income, dividends, net realized capital gains, and/or return of capital. Distributions are not guaranteed and investors should not confuse a fund's distribution yield with its performance or rate of return.

Commissions, trailing commissions, management fees and expenses all may be associated with mutual fund investments. Please read the prospectus before investing.

The indicated rates of return are the historical annual compounded total returns including changes in units [share] value and reinvestment of all distributions [dividends] and do not take into account sales, redemption, distribution or optional charges or income taxes payable by any security holder that would have reduced returns. The rates of return are used only to illustrate the effects of the compound growth rate and are not intended to reflect future values of the mutual fund or returns on investment in the mutual fund. Investments in mutual funds are not guaranteed, their values change frequently and past performance may not be repeated.

R² is a measurement out of 100 that shows the extent to which a portfolio's movements can be explained by the benchmark's movements.

Standard deviation is a measure of volatility; it shows how broadly the Fund's returns have varied over a given time period. Compound growth calculations are used only for the purpose of illustrating the effects of compound growth and are not intended to reflect future value of any mutual fund or returns on investment in any mutual fund.