

DYNAMICEDGE CONSERVATIVE CLASS PORTFOLIO

Series A • Performance as at November 30, 2024. Holdings as at October 31, 2024.

CRAIG MADDOCK CFA, MBA, CFP, FICB

Portfolio Manager: 2.5 years on fund

YUKO GIRARD CFA, MBA, CAIA, FRM

Portfolio Manager: 2.5 years on fund

WESLEY BLIGHT CFA

Portfolio Manager: 2.5 years on fund

MARK FAIRBAIRN CFA

Portfolio Manager: 2.5 years on fund

IAN TAYLOR CFA, CAIA

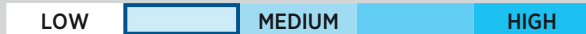
Portfolio Manager: 2.5 years on fund

JENNY WANG CFA, MA

Portfolio Manager: On Fund since January 2024

INCEPTION	2012 February
NET ASSETS	\$496.61M
HOLDINGS	1177
MER ¹	1.86%
MANAGEMENT FEE	1.5%
NAV	\$14.26
STANDARD DEVIATION	8.06% over 3 years
R ²	0.99

RISK RATING²



CURRENT WEIGHTINGS (%)

Dynamic Canadian Bond Fund	29.4
Dynamic Total Return Bond Fund	22.8
Dynamic Dividend Fund	7.6
Dynamic Global Equity Income Fund	7.0
Dynamic Global Equity Fund	6.8
Dynamic Credit Spectrum Fund	5.2
Dynamic Corporate Bond Strategies Fund	5.2
Dynamic Power Canadian Growth Fund	2.7
Dynamic Power Global Growth Fund	2.6
Dynamic Global Dividend Fund	2.1
Dynamic Value Fund Of Canada	2.0
Dynamic Small Business Fund	1.5
Dynamic Short Term Credit PLUS Fund	1.3
Dynamic Credit Absolute Return Fund, Series "OP"	1.3
Dynamic Premium Yield PLUS Fund	1.2
Other	1.3

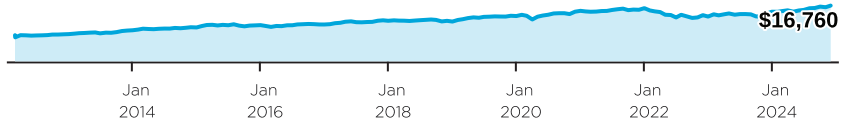
FUND CODES (Prefix: DYN)

Series	FE	LL	LL2	DSC	No load	ETF
A	2442	2443 ³	7141 ³	2444 ³		
DCAF	2451	2452 ³		2453 ³		
A (USD)	2455	2456 ³				
F					2445	
FT					3831	
I					2454 ³	
T	2448	2449 ³	7142 ³	2450 ³		

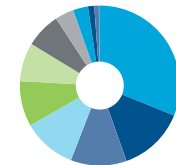
WHY INVEST IN DYNAMICEDGE CONSERVATIVE CLASS PORTFOLIO ?

- Access a diversified portfolio of actively-managed Dynamic funds.
- Achieve a balance of income and long-term capital growth through the portfolio's target mix of 65% fixed income and 35% equity funds.

GROWTH OF \$10,000

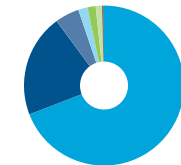


ASSET ALLOCATION



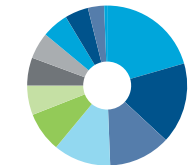
- 31.1% Corporate Bonds - CDN
- 13.5% Common Stocks-US
- 11.3% Provincial Govt Bonds - CDN
- 10.8% Common Stocks-CDN
- 9.2% Common Stocks-Foreign
- 7.8% Federal Govt Bonds - CDN
- 7.1% Foreign Bonds & Debentures
- 3.8% Cash, Short-Term Investments & Other Net Assets
- 3.0% Mutual Funds - Canadian Income
- 1.3% Canadian - Foreign Pay Bonds
- 0.9% Mutual Funds - Foreign Income
- 0.2% Other

GEOGRAPHIC ALLOCATION



- 66.5% Canada
- 20.0% United States
- 4.7% Continental Europe
- 1.8% United Kingdom
- 1.6% Emerging Markets
- 1.2% Pacific
- 0.4% Japan

SECTOR ALLOCATION



- 6.9% Financials
- 5.5% Information Technology
- 4.2% Consumer Discretionary
- 3.9% Industrials
- 2.7% Health Care
- 2.0% Energy
- 1.9% Consumer Staples
- 1.8% Materials
- 1.8% Real Estate
- 1.6% Communication Services
- 1.1% Utilities
- 0.2% Other

CALENDAR RETURNS %

YTD	2023	2022	2021	2020	2019	2018	2017	2016
9.1	7.8	-11.9	3.9	8.2	9.6	-1.3	6.8	1.2

COMPOUND RETURNS %

1 mo	3 mo	6 mo	YTD	1 yr	3 yrs	5 yrs	10 yrs	Incep
2.3	3.4	7.1	9.1	12.2	2.0	3.0	3.6	4.1

HISTORICAL DISTRIBUTIONS (\$/unit)

2024												2023
Nov	Oct	Sep	Aug	Jul	Jun	May	Apr	Mar	Feb	Jan	Dec	
-	-	-	-	-	-	-	-	-	-	-	-	0.0455

The benchmark used for analytics for this fund is 10% S&P/TSX Composite Index/ 25% Solactive GBS Developed Market Large & Mid Cap Index/ 65% FTSE Canada Universe Bond Index.

[1] For the period ended 2024-06-30. [2] Risk rating measures the degree of uncertainty that an investor can handle regarding fluctuations in the value of their portfolio. The amount of risk associated with any particular investment depends largely on your own personal circumstances including your time horizon, liquidity needs, portfolio size, income, investment knowledge and attitude toward price fluctuations. Investors should consult their financial advisor before making a decision as to whether this mutual fund is a suitable investment for them. [3] Not available for purchases, switches out only.

DYNAMICEDGE CONSERVATIVE CLASS PORTFOLIO

Series A • Performance as at November 30, 2024. Holdings as at October 31, 2024.

TOP 5 HOLDINGS OF UNDERLYING FUNDS⁴ (as at October 31, 2024)**CANADIAN EQUITY****Target: 14.00%**

Dynamic Dividend Fund • Target: 7.75%	Dynamic Power Canadian Growth Fund • Target: 2.75%	Dynamic Small Business Fund • Target: 1.50%	Dynamic Value Fund Of Canada • Target: 2.00%
Royal Bank of Canada	NVIDIA Corporation	Jamieson Wellness Inc.	Power Corporation of Canada
Toronto-Dominion Bank (The)	Intact Financial Corporation	Element Fleet Management Corp.	Royal Bank of Canada
Enbridge Inc.	TFI International Inc.	FirstService Corporation	Onex Corporation
Canadian Natural Resources Limited	Microsoft Corporation	Spin Master Corp.	Enbridge Inc.
Canadian National Railway Company	Alphabet Inc., Class "C"	Aritzia Inc., Subordinated Voting	Intact Financial Corporation

FOREIGN EQUITY**Target: 17.00%**

Dynamic Global Dividend Fund • Target: 2.25%	Dynamic Global Equity Fund • Target: 6.25%	Dynamic Global Equity Income Fund, Series "O" • Target: 6.50%	Dynamic Power Global Growth Fund • Target: 2.00%
NVIDIA Corporation	Techtronic Industries Company Limited	Microsoft Corporation	Monday.com Ltd.
Apple Inc.	Sampo OYJ	Amazon.com, Inc.	Samsara Inc. Class A
Walmart Inc.	DSV Panalpina A/S	Visa Inc., Class "A"	MercadoLibre, Inc.
Meta Platforms, Inc., Class "A"	Ross Stores, Inc.	SAP SE	CyberArk Software Ltd.
Costco Wholesale Corporation	UnitedHealth Group Incorporated	Alphabet Inc., Class "A"	Trade Desk, Inc. (The)

FIXED INCOME**Target: 65.00%**

Dynamic Canadian Bond Fund • Target: 29.25%	Dynamic Corporate Bond Strategies Fund • Target: 6.50%	Dynamic Credit Spectrum Fund • Target: 6.50%	Dynamic Total Return Bond Fund • Target: 22.75%
Canada Housing Trust, 4.250% Mar. 15 34	1832 AM U.S. \$ Investment Grade U.S. Corporate Bond Pool, Series "I"	Dynamic Active Discount Bond ETF	Government of Canada, 3.250% Dec. 01 34
Dynamic Short Term Credit PLUS Fund, Series "O"	Dynamic Active U.S. Investment Grade Corporate Bond ETF	Government of Canada, 2.750% Dec. 01 55	Canada Housing Trust, 3.650% Jun. 15 33
Province of Ontario, 5.60% Jun. 02 35	Brookfield Infrastructure Finance ULC, 3.41% Oct. 09 29	Parkland Corporation, 4.50% Oct. 01 29	Province of Ontario, 4.150% Jun. 02 34
Province of Ontario, 2.65% Dec. 02 50	Inter Pipeline Ltd., 3.983% Nov. 25 31	United States Treasury, 3.625% Sep. 30 31	Government of Canada, 3.00% Jun. 01 34
Province of Quebec, 3.10% Dec. 01 51	Enbridge Inc., 5.375% Sep. 27 77	Veren Inc, 5.503% Jun. 21 34	Province of Quebec, 4.40% Dec. 01 55

^[4] Dynamic Power Global Growth Class Top 5 holdings shown are as at previous month-end. Target portfolio weights shown are as of December 31, 2022, and are subject to change.

DYNAMICEDGE CONSERVATIVE CLASS PORTFOLIO

Series A • Performance as at November 30, 2024. Holdings as at October 31, 2024.

Dynamic Funds is a leading Canadian investment company offering a comprehensive range of investment services, including mutual funds, tax-advantaged products and customized high net-worth programs.

Customer Relations Centre

Toll free: 1-800-268-8186
Tel: 514-908-3212 (English)
 514-908-3217 (French)
Fax: 416-363-4179 or
 1-800-361-4768
Email: service@dynamic.ca

Ontario (Head Office)

40 Temperance Street, 16th Floor
 Toronto, ON M5H 0B4
Toll free: 1-866-977-0477
Tel: 416-363-5621

Eastern Canada

1200 McGill College Ave., Ste. 2300
 Montreal, QC H3B 4G7

Western Canada

Suite 1130
 685 Center Street South
 Calgary, AB T2G 2C7

Four Bentall Centre

1055 Dunsmuir St., Ste. 3434
 P.O. Box 49217
 Vancouver, BC V7X 1K8

DYNAMIC PREFERRED PRICING

Management fee rates are applied back to dollar one

Fund Value	%
\$0K - \$250K	1.500%
\$250K - \$1M	1.450%
\$1M - \$5M	1.425%
\$5M+	1.375%

Commissions, trailing commissions, management fees and expenses all may be associated with mutual fund investments. Please read the prospectus before investing.

The indicated rates of return are the historical annual compounded total returns including changes in units [share] value and reinvestment of all distributions [dividends] and do not take into account sales, redemption, distribution or optional charges or income taxes payable by any security holder that would have reduced returns. The rates of return are used only to illustrate the effects of the compound growth rate and are not intended to reflect future values of the mutual fund or returns on investment in the mutual fund. Investments in mutual funds are not guaranteed, their values change frequently and past performance may not be repeated.

R² is a measurement out of 100 that shows the extent to which a portfolio's movements can be explained by the benchmark's movements.

Standard deviation is a measure of volatility; it shows how broadly the Fund's returns have varied over a given time period.



dynamic.ca/f/2166