

ALTERNATIVE

DYNAMIC PREMIUM YIELD FUND

Series F • Performance as at June 30, 2025. Holdings as at June 30, 2025.

**DAMIAN HOANG** B.A.Sc., MBA  
Portfolio Manager: 11.7 years on fund

**DEREK BASTIEN** B.Sc., CFA  
Portfolio Manager: 2.8 years on fund

INCEPTION	2013 October
NET ASSETS	\$5.94B
HOLDINGS	245
MER <sup>1</sup>	1.11%
MANAGEMENT FEE	0.85%
NAV	\$11.74
STANDARD DEVIATION	6.90% over 3 years
R <sup>2</sup>	0.33
DISTRIBUTIONS	\$0.0733 Monthly <sup>3</sup>
YIELD	7.5% based on NAV <sup>2</sup>

RISK RATING<sup>4</sup>

LOW		MEDIUM		HIGH
-----	--	--------	--	------

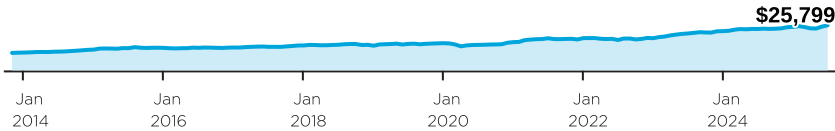
FUND CODES (Prefix: DYN)

Series	FE	LL	LL2	DSC	No load	ETF
A	2850	2851 <sup>5</sup>	7119 <sup>5</sup>	2852 <sup>5</sup>		
DCAF	2857	2858 <sup>5</sup>		2859 <sup>5</sup>		
F					2853	
FH (USD)					2863	
H (USD)	2860	2861 <sup>5</sup>		2862 <sup>5</sup>		
I					2854	
IP					2855 <sup>5</sup>	

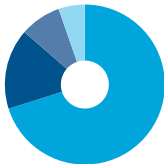
WHY INVEST IN DYNAMIC PREMIUM YIELD FUND ?

- Access to a unique portfolio strategy of writing covered options that provides U.S. equity exposure with reduced volatility.
- Diversification benefits offered by options writing through a low correlation to bonds and interest rates.
- Active hedging of equity and currency risk while premiums collected can provide monthly distributions.

GROWTH OF \$10,000

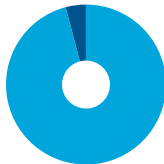


ASSET ALLOCATION



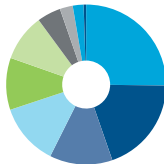
- 70.1% Cash-Covered Puts
- 16.3% Net Long Equities<sup>7</sup>
- 8.3% Cash, Short-Term Investments & Other Net Assets<sup>6</sup>
- 5.3% Covered Calls

GEOGRAPHIC ALLOCATION



- 95.9% United States
- 4.1% Canada

SECTOR ALLOCATION



- 25.2% Information Technology
- 19.5% Consumer Discretionary
- 12.7% Energy
- 12.5% Industrials
- 10.5% Health Care
- 9.5% Communication Services
- 4.8% Consumer Staples
- 2.6% Financials
- 2.2% Materials
- 0.5% Utilities

CALENDAR RETURNS %

YTD	2024	2023	2022	2021	2020	2019	2018	2017
3.7	11.0	21.9	-0.3	14.1	4.0	10.2	-1.0	9.1

COMPOUND RETURNS %

1 mo	3 mo	6 mo	YTD	1 yr	3 yrs	5 yrs	10 yrs	Incep
3.2	7.3	3.7	3.7	9.0	14.1	12.1	7.3	8.5

HISTORICAL DISTRIBUTIONS (\$/unit)

2025			2024									
Jun	May	Apr	Mar	Feb	Jan	Dec	Nov	Oct	Sep	Aug	Jul	
0.0733	0.0733	0.0733	0.0733	0.0733	0.0733	0.0666	0.0666	0.0666	0.0666	0.0666	0.0666	0.0666

The benchmark used for analytics for this fund is 50%CBOE S&P 500 Buy Write(C\$)/50%CBOE S&P 500 Put Write(C\$).

[1] For the period ended 2024-06-30. [2] The yield is determined by annualizing the fixed distribution rate and does not include any distributions in excess of the fixed distribution rate that may be paid at the fund's year-end. [3] This Monthly distribution is fixed but not guaranteed and may be adjusted from time to time at the discretion of the fund manager. [4] Risk rating measures the degree of uncertainty that an investor can handle regarding fluctuations in the value of their portfolio. The amount of risk associated with any particular investment depends largely on your own personal circumstances including your time horizon, liquidity needs, portfolio size, income, investment knowledge and attitude toward price fluctuations. Investors should consult their financial advisor before making a decision as to whether this mutual fund is a suitable investment for them. [5] Not available for purchases, switches out only. [6] This can also include synthetic cash. [7] This includes shorts

ALTERNATIVE

# DYNAMIC PREMIUM YIELD FUND

Series F • Performance as at June 30, 2025. Holdings as at June 30, 2025.

Dynamic Funds is a leading Canadian investment company offering a comprehensive range of investment services, including mutual funds, tax-advantaged products and customized high net-worth programs.

Customer Relations Centre

Toll free: 1-800-268-8186  
Tel: 514-908-3212 (English)  
514-908-3217 (French)  
Fax: 416-363-4179 or  
1-800-361-4768  
Email: [service@dynamic.ca](mailto:service@dynamic.ca)

Ontario (Head Office)

40 Temperance Street, 16th Floor  
Toronto, ON M5H 0B4  
Toll free: 1-866-977-0477  
Tel: 416-363-5621

Eastern Canada

1200 McGill College Ave., Ste. 2300  
Montreal, QC H3B 4G7

Western Canada

Suite 1130  
685 Center Street South  
Calgary, AB T2G 2C7

Four Bentall Centre  
1055 Dunsmuir St., Ste. 3434  
P.O. Box 49217  
Vancouver, BC V7X 1K8

TOP EQUITY HOLDINGS %

Vertiv Holdings Company, Long Equities,  
Covered Calls, Cash-Covered Puts

Amazon.com, Inc., Long Equities, Cash-  
Covered Puts

Walmart Inc., Long Equities, Cash-Covered  
Puts

GE Vernova Inc., Long Equities, Cash-  
Covered Puts

Tourmaline Oil Corp., Common Stocks-CDN,  
Cash-Covered Puts

Eaton Corporation PLC, Long Equities,  
Covered Calls, Cash-Covered Puts

Taiwan Semiconductor Manufacturing  
Company Limited, Sponsored ADR, Long  
Equities, Cash-Covered Puts

Expand Energy Corporation, Long Equities,  
Cash-Covered Puts

Meta Platforms, Inc., Class "A", Long Equities,  
Cash-Covered Puts

Burlington Stores, Inc., Long Equities, Cash-  
Covered Puts

DYNAMIC PREFERRED PRICING

Management fee rates are applied back to dollar one

Fund Value	%
\$0K - \$250K	0.850%
\$250K - \$1M	0.775%
\$1M - \$5M	0.725%
\$5M+	0.675%

Commissions, trailing commissions, management fees and expenses all may be associated with mutual fund investments. Please read the prospectus before investing.

The indicated rates of return are the historical annual compounded total returns including changes in units [share] value and reinvestment of all distributions [dividends] and do not take into account sales, redemption, distribution or optional charges or income taxes payable by any security holder that would have reduced returns. The rates of return are used only to illustrate the effects of the compound growth rate and are not intended to reflect future values of the mutual fund or returns on investment in the mutual fund. Investments in mutual funds are not guaranteed, their values change frequently and past performance may not be repeated.

R<sup>2</sup> is a measurement out of 100 that shows the extent to which a portfolio's movements can be explained by the benchmark's movements.

Standard deviation is a measure of volatility; it shows how broadly the Fund's returns have varied over a given time period.



[dynamic.ca/f/2464](https://dynamic.ca/f/2464)

Researched by Dynamic Funds®

[www.dynamic.ca](http://www.dynamic.ca)  
Dynamic Funds® is a registered trademark of The Bank of Nova Scotia, used under license by, and is a division of, 1832 Asset Management LP. © Copyright 2025 The Bank of Nova Scotia. All rights reserved.

**Dynamic Funds®**  
Invest with advice.