

NORTH AMERICAN BALANCED
DYNAMIC PREMIUM BALANCED PRIVATE POOL CLASS
Series F • Performance as at July 31, 2025. Holdings as at July 31, 2025.

DYNAMIC
private
INVESTMENT POOLS

DAMIAN HOANG B.A.Sc., MBA
Portfolio Manager: 11.2 years on fund
DEREK BASTIEN B.Sc., CFA
Portfolio Manager: 2.9 years on fund

INCEPTION	2014 June
NET ASSETS	\$1.17B
HOLDINGS	100
MER ¹	1.03%
MANAGEMENT FEE	0.75%
NAV	\$19.29
DISTRIBUTIONS	

RISK RATING²

LOW		MEDIUM		HIGH
-----	--	--------	--	------


FUND CODES (Prefix: DYN)

Series	FE	LL	LL2	DSC	No load	ETF
A	3972					
DCAF	3997					
F					3915	
DCAF - F					3916	
FH (USD)					3917	
FT					3950	
I					3969	
T	3973					

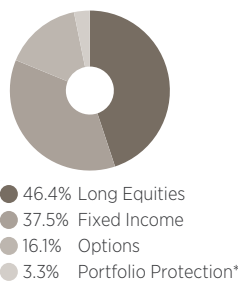
INVESTMENT DISCIPLINE

The Pool seeks to provide exposure to a multi-alternative portfolio with the potential to deliver low volatility U.S. exposure with competitive participation in good markets, attractive income generation potential and a systematic framework for risk-reduction in declining markets. The Pool's investment approach utilizes stocks, bonds, cash, futures and options and a focus on quality-growth at a reasonable price. The Pool is managed with a conservative approach that utilizes systematic downside protection. This aims to constrain the Pool's average volatility and potential loss to be in-line with traditional balanced funds but with less reliance on fixed income.

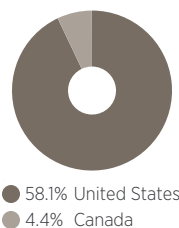
GROWTH OF \$150,000



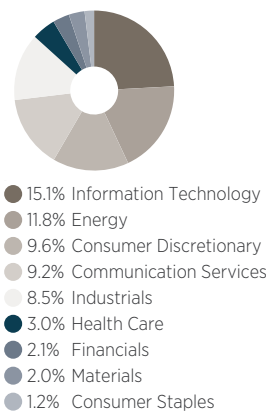
ASSET ALLOCATION³



GEOGRAPHIC ALLOCATION



SECTOR ALLOCATION



CALENDAR RETURNS %

YTD	2024	2023	2022	2021	2020	2019	2018	2017
11.7	16.3	20.4	-5.0	11.3	11.8	15.3	-5.6	15.4

COMPOUND RETURNS %

1 mo	3 mo	6 mo	YTD	1 yr	3 yrs	5 yrs	10 yrs	Incep
2.3	14.9	8.0	11.7	19.6	15.1	13.2	8.4	7.9

HISTORICAL DISTRIBUTIONS (\$/unit)

2025							2024					
Jul	Jun	May	Apr	Mar	Feb	Jan	Dec	Nov	Oct	Sep	Aug	
-	-	-	-	-	-	0.0041	0.0184	-	-	-	-	

[1] For the period ended 2024-06-30. Effective February 16, 2018, this Pool no longer pays a performance fee. [2] Risk rating measures the degree of uncertainty that an investor can handle regarding fluctuations in the value of their portfolio. The amount of risk associated with any particular investment depends largely on your own personal circumstances including your time horizon, liquidity needs, portfolio size, income, investment knowledge and attitude toward price fluctuations. Investors should consult their financial advisor before making a decision as to whether this pool is a suitable investment for them. [3] * The portfolio protection is not included in the total asset mix weighting.

NORTH AMERICAN BALANCED DYNAMIC PREMIUM BALANCED PRIVATE POOL CLASS

Series F • Performance as at July 31, 2025. Holdings as at July 31, 2025.

DYNAMIC
private
INVESTMENT POOLS

Dynamic Private Investment Pools offer affluent investors privileged access to preferential pricing combined with first-class, legitimately active investment management.

Customer Relations Centre

Toll free: 1-800-268-8186

Tel: 514-908-3212 (English)
514-908-3217 (French)

Fax: 416-363-4179 or
1-800-361-4768

Email: service@dynamic.ca

Ontario (Head Office)

40 Temperance Street, 16th Floor
Toronto, ON M5H 0B4

Toll free: 1-866-977-0477
Tel: 416-363-5621

Eastern Canada

1200 McGill College Ave., Ste. 2300
Montreal, QC H3B 4G7

Western Canada

Suite 1130
685 Center Street South
Calgary, AB T2G 2C7

Four Bentall Centre
1055 Dunsmuir St., Ste. 3434
P.O. Box 49217
Vancouver, BC V7X 1K8

TOP EQUITY HOLDINGS %

Dynamic Premium Yield Fund, Series "O"

Dynamic Premium Yield PLUS Fund, Series "O"

NVIDIA Corporation

Amazon.com, Inc.

Eaton Corporation PLC

Taiwan Semiconductor Manufacturing
Company Limited, Sponsored ADR

EQT Corporation

Expand Energy Corporation

Netflix, Inc.

Meta Platforms, Inc., Class "A"

DYNAMIC PREFERRED PRICING

Management fee rates are applied back to dollar one

Fund Value	%
\$0K - \$250K	0.750%
\$250K - \$1M	0.675%
\$1M - \$5M	0.625%
\$5M+	0.575%

Commissions, trailing commissions, management fees and expenses all may be associated with investments in pools. Please read the prospectus before investing.

The indicated rates of return are the historical annual compounded total returns including changes in units [share] value and reinvestment of all distributions [dividends] and do not take into account sales, redemption, distribution or optional charges or income taxes payable by any security holder that would have reduced returns. The rates of return are used only to illustrate the effects of the compound growth rate and are not intended to reflect future values of the pool or returns on investment in the pool. Investments in pools are not guaranteed, their values change frequently and past performance may not be repeated.



dynamic.ca/f/2668

www.dynamic.ca/PrivatePools

Dynamic Funds® is a registered trademark of The Bank of Nova Scotia, used under license by, and is a division of, 1832 Asset Management L.P. © Copyright 2025 The Bank of Nova Scotia. All rights reserved.

Dynamic Funds®
Invest with advice.