

NORTH AMERICAN BALANCED DYNAMIC PREMIUM BALANCED PRIVATE POOL CLASS¹

Series FT • Performance as at June 30, 2024. Holdings as at June 30, 2024.

DYNAMIC
private
INVESTMENT POOLS

DEREK BASTIEN B.Sc., CFA
Portfolio Manager: 1.8 years on fund

DAMIAN HOANG B.A.Sc., MBA
Portfolio Manager: 10.1 years on fund

INCEPTION	2015 April
NET ASSETS	\$500.53M
HOLDINGS	82
MER ²	1.03%
MANAGEMENT FEE	0.75%
NAV	\$11.00
DISTRIBUTIONS	\$0.0436 monthly³
YIELD	5.0% based on NAV⁴

RISK RATING⁵

LOW	<input checked="" type="checkbox"/>	MEDIUM	<input type="checkbox"/>	HIGH	<input type="checkbox"/>
-----	-------------------------------------	--------	--------------------------	------	--------------------------

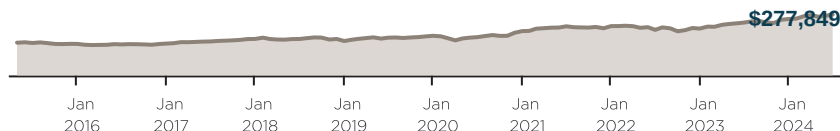
FUND CODES (Prefix: DYN)

Series	FE	LL	LL2	DSC	No load
A	3972				
DCAF	3997				
F					3915
DCAF - F					3916
FH (USD)					3917
FT					3950
I					3969
T	3973				

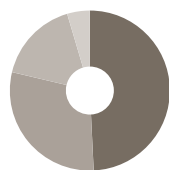
INVESTMENT DISCIPLINE

The Pool seeks to provide exposure to a multi-alternative portfolio with the potential to deliver low volatility U.S. exposure with competitive participation in good markets, attractive income generation potential and a systematic framework for risk-reduction in declining markets. The Pool's investment approach utilizes stocks, bonds, cash, futures and options and a focus on quality-growth at a reasonable price. The Pool is managed with a conservative approach that utilizes systematic downside protection. This aims to constrain the Pool's average volatility and potential loss to be in-line with traditional balanced funds but with less reliance on fixed income.

GROWTH OF \$150,000



ASSET ALLOCATION⁶



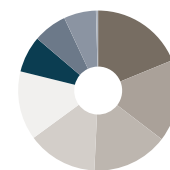
- 51.6% Long Equities
- 30.9% Fixed Income
- 17.5% Options
- 4.8% Portfolio Protection*

GEOGRAPHIC ALLOCATION



- 65.1% United States
- 4.0% Canada

SECTOR ALLOCATION



- 13.0% Energy
- 11.5% Communication Services
- 10.6% Consumer Discretionary
- 9.8% Health Care
- 9.6% Information Technology
- 5.1% Materials
- 4.7% Consumer Staples
- 4.5% Industrials
- 0.3% Financials

CALENDAR RETURNS %

YTD	2023	2022	2021	2020	2019	2018	2017	2016
7.8	20.4	-5.0	11.3	11.8	15.2	-5.6	14.5	1.0

COMPOUND RETURNS %

1 mo	3 mo	6 mo	YTD	1 yr	3 yrs	5 yrs	10 yrs	Incep
1.7	0.9	7.8	7.8	15.1	7.4	10.0	—	6.9

HISTORICAL DISTRIBUTIONS (\$/unit)

2024	2023										
Jun	May	Apr	Mar	Feb	Jan	Dec	Nov	Oct	Sep	Aug	Jul
0.0436	0.0436	0.0436	0.0436	0.0436	0.0436	0.0300	0.0300	0.0300	0.0300	0.0300	0.0300

[1] Formerly Alternative Managed Risk Private Pool Class [2] For the period ended 2023-06-30. Effective February 16, 2018, this Pool no longer pays a performance fee. [3] We review the amount of the distribution in January of each year. [4] The yield is determined by annualizing the fixed distribution rate and does not include any distributions in excess of the fixed distribution rate that may be paid at the fund's year-end. [5] Risk rating measures the degree of uncertainty that an investor can handle regarding fluctuations in the value of their portfolio. The amount of risk associated with any particular investment depends largely on your own personal circumstances including your time horizon, liquidity needs, portfolio size, income, investment knowledge and attitude toward price fluctuations. Investors should consult their financial advisor before making a decision as to whether this pool is a suitable investment for them. [6] * The portfolio protection is not included in the total asset mix weighting.

NORTH AMERICAN BALANCED DYNAMIC PREMIUM BALANCED PRIVATE POOL CLASS¹

Series FT • Performance as at June 30, 2024. Holdings as at June 30, 2024.

DYNAMIC
private
INVESTMENT POOLS

Dynamic Private Investment Pools offer affluent investors privileged access to preferential pricing combined with first-class, legitimately active investment management.

Customer Relations Centre

Toll free: 1-800-268-8186
Tel: 514-908-3212 (English)
514-908-3217 (French)
Fax: 416-363-4179 or
1-800-361-4768
Email: service@dynamic.ca

Ontario (Head Office)

40 Temperance Street, 16th Floor
Toronto, ON M5H 0B4
Toll free: 1-866-977-0477
Tel: 416-363-5621

Eastern Canada

1200 McGill College Ave., Ste. 2300
Montreal, QC H3B 4G7

Western Canada

Suite 1130
685 Center Street South
Calgary, AB T2G 2C7

Four Bentall Centre
1055 Dunsmuir St., Ste. 3434
P.O. Box 49217
Vancouver, BC V7X 1K8

TOP EQUITY HOLDINGS %

Dynamic Premium Yield Fund, Series "O"

Dynamic Premium Yield PLUS Fund, Series "O"

Meta Platforms, Inc., Class "A"

Amazon.com, Inc.

Chesapeake Energy Corp

Take-Two Interactive Software, Inc.

UnitedHealth Group Incorporated

Cheniere Energy, Inc.

Papa John's International, Inc.

Cenovus Energy Inc.

DYNAMIC PREFERRED PRICING

Management fee rates are applied back to dollar one

Fund Value	%
\$0K - \$250K	0.750%
\$250K - \$1M	0.675%
\$1M - \$5M	0.625%
\$5M+	0.575%

Commissions, trailing commissions, management fees and expenses all may be associated with investments in pools. Please read the prospectus before investing.

The indicated rates of return are the historical annual compounded total returns including changes in units [share] value and reinvestment of all distributions [dividends] and do not take into account sales, redemption, distribution or optional charges or income taxes payable by any security holder that would have reduced returns. The rates of return are used only to illustrate the effects of the compound growth rate and are not intended to reflect future values of the pool or returns on investment in the pool. Investments in pools are not guaranteed, their values change frequently and past performance may not be repeated.



dynamic.ca/f/2672