

FIXED INCOME

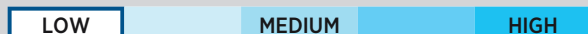
DYNAMIC CANADIAN BOND FUND

Series A • Performance as at November 30, 2024. Holdings as at October 31, 2024.

DEREK AMERY BA (Hons.), MA, CFA
Senior Portfolio Manager: 5.7 years on fund

INCEPTION	1979 August
NET ASSETS	\$2.23B
HOLDINGS	174
MER ¹	1.56%
MANAGEMENT FEE	1.2%
NAV	\$4.82
STANDARD DEVIATION	7.15% over 3 years
R ²	0.99
DISTRIBUTIONS	\$0.0132 monthly²
YIELD	3.3% based on NAV³
DURATION	7.28 year(s)

RISK RATING⁴



FIXED INCOME CHARACTERISTICS

Yield to Maturity (%)	4.14
Current yield (%)	4.01
Duration (years)	7.28
Credit Duration (years)	4.28
Average credit rating	A+
Weighted Average Price (\$)	98.97
Average Coupon (%)	3.97

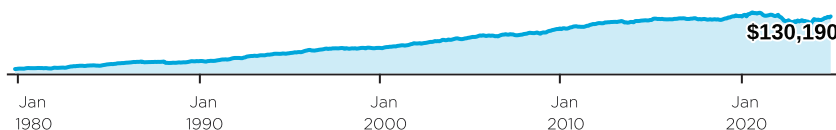
FUND CODES (Prefix: DYN)

Series	FE	LL	LL2	DSC	No load	ETF
A	042	642 ⁵	7023 ⁵	742 ⁵		
F					1342	
G	042G ⁵	642G ⁵		742G ⁵		
I					1142	

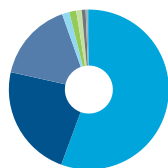
WHY INVEST IN DYNAMIC CANADIAN BOND FUND ?

- A one-stop core Canadian fixed income solution
- Outsource the active management of sector allocation, security selection and interest rate risk to an experienced portfolio manager
- Benefit from the experience and deep knowledge of a dedicated, internal credit research team

GROWTH OF \$10,000

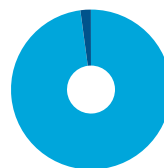


ASSET ALLOCATION



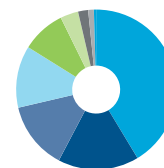
- 55.6% Corporate Bonds - CDN
- 22.9% Provincial Govt Bonds - CDN
- 16.1% Federal Govt Bonds - CDN
- 1.5% Corporate Bonds - US
- 1.4% Cash, Short-Term Investments & Other Net Assets
- 1.1% High Yield Bonds - CDN
- 0.8% Real return bonds
- 0.4% Govt Bonds - US
- 0.2% High Yield Bonds - US

GEOGRAPHIC ALLOCATION



- 97.9% Canada
- 2.1% United States

SECTOR ALLOCATION



- 41.4% Financials
- 16.4% Energy
- 13.6% Utilities
- 12.5% Real Estate
- 8.9% Communication Services
- 3.6% Consumer Discretionary
- 2.0% Industrials
- 1.1% Health Care
- 0.5% Materials

CALENDAR RETURNS %

YTD	2023	2022	2021	2020	2019	2018	2017	2016
4.8	5.8	-12.4	-3.4	6.7	4.3	0.6	-0.4	0.5

COMPOUND RETURNS %

1 mo	3 mo	6 mo	YTD	1 yr	3 yrs	5 yrs	10 yrs	Incep
1.7	2.6	6.1	4.8	8.5	-0.4	-0.2	0.6	6.4

HISTORICAL DISTRIBUTIONS (\$/unit)

2024											2023
Nov	Oct	Sep	Aug	Jul	Jun	May	Apr	Mar	Feb	Jan	Dec
0.0132	0.0132	0.0132	0.0132	0.0132	0.0132	0.0132	0.0132	0.0132	0.0132	0.0132	0.0097

The benchmark used for analytics for this fund is FTSE Canada Universe Bond Index.

[1] For the period ended 2024-06-30. [2] This Monthly distribution is fixed but not guaranteed and may be adjusted from time to time at the discretion of the fund manager. [3] The yield is determined by annualizing the fixed distribution rate and does not include any distributions in excess of the fixed distribution rate that may be paid at the fund's year-end. [4] Risk rating measures the degree of uncertainty that an investor can handle regarding fluctuations in the value of their portfolio. The amount of risk associated with any particular investment depends largely on your own personal circumstances including your time horizon, liquidity needs, portfolio size, income, investment knowledge and attitude toward price fluctuations. Investors should consult their financial advisor before making a decision as to whether this mutual fund is a suitable investment for them. [5] Not available for purchases, switches out only.

DYNAMIC CANADIAN BOND FUND

Series A • Performance as at November 30, 2024. Holdings as at October 31, 2024.

Dynamic Funds is a leading Canadian investment company offering a comprehensive range of investment services, including mutual funds, tax-advantaged products and customized high net-worth programs.

Customer Relations Centre

Toll free: 1-800-268-8186
Tel: 514-908-3212 (English)
 514-908-3217 (French)
Fax: 416-363-4179 or
 1-800-361-4768
Email: service@dynamic.ca

Ontario (Head Office)

40 Temperance Street, 16th Floor
 Toronto, ON M5H 0B4
Toll free: 1-866-977-0477
Tel: 416-363-5621

Eastern Canada

1200 McGill College Ave., Ste. 2300
 Montreal, QC H3B 4G7

Western Canada

Suite 1130
 685 Center Street South
 Calgary, AB T2G 2C7

Four Bentall Centre

1055 Dunsmuir St., Ste. 3434
 P.O. Box 49217
 Vancouver, BC V7X 1K8

TOP BOND HOLDINGS %

Canada Housing Trust, 4.250% Mar. 15 34	6.0
Dynamic Short Term Credit PLUS Fund, Series "O"	5.5
Province of Ontario, 5.60% Jun. 02 35	3.3
Province of Ontario, 2.65% Dec. 02 50	3.2
Province of Quebec, 3.10% Dec. 01 51	3.1
Canada Housing Trust, 3.700% Jun. 15 29	3.0
Province of Ontario, 2.90% Jun. 02 49	3.0
Government of Canada, 2.750% Dec. 01 55	2.5
Government of Canada, 2.00% Dec. 01 51	2.3
CPPIB Capital., 4.750% Jun. 02 33	1.8
Total allocation in top holdings	33.7

CREDIT QUALITY OF PORTFOLIO

AAA 22.9%	AA 20.1%	A 20.0%
BBB 35.7%	BB 1.3%	B-N/R 0.0%

DYNAMIC PREFERRED PRICING

Management fee rates are applied back to dollar one

Fund Value	%
\$0K - \$250K	1.200%
\$250K - \$1M	1.150%
\$1M - \$5M	1.125%
\$5M+	1.075%

Distributions may consist of net income, dividends, net realized capital gains, and/or return of capital. Distributions are not guaranteed and investors should not confuse a fund's distribution yield with its performance or rate of return.

Commissions, trailing commissions, management fees and expenses all may be associated with mutual fund investments. Please read the prospectus before investing.

The indicated rates of return are the historical annual compounded total returns including changes in units [share] value and reinvestment of all distributions [dividends] and do not take into account sales, redemption, distribution or optional charges or income taxes payable by any security holder that would have reduced returns. The rates of return are used only to illustrate the effects of the compound growth rate and are not intended to reflect future values of the mutual fund or returns on investment in the mutual fund. Investments in mutual funds are not guaranteed, their values change frequently and past performance may not be repeated.

R² is a measurement out of 100 that shows the extent to which a portfolio's movements can be explained by the benchmark's movements.

Standard deviation is a measure of volatility; it shows how broadly the Fund's returns have varied over a given time period.



dynamic.ca/f/2696