

SPECIALTY

DYNAMIC GLOBAL INFRASTRUCTURE CLASS ¹

Series FT • Performance as at July 31, 2025. Holdings as at June 30, 2025.

JASON GIBBS BAcc., CPA, CA, CFA
Senior Portfolio Manager: 5.9 years on fund

TARUN JOSHI BASc (Hons.), MBA, P.Eng, AFM
Associate Portfolio Manager: On Fund since October 2024

INCEPTION	2015 September
NET ASSETS	\$125.79M
HOLDINGS	45
MER ²	1.33%
MANAGEMENT FEE	1%
NAV	\$10.62
STANDARD DEVIATION	13.14% over 3 years
R ²	0.85
DISTRIBUTIONS	\$0.0499 Monthly ⁴
SEVEN-DAY YIELD	null%
YIELD	6.0% based on NAV ³

RISK RATING⁵

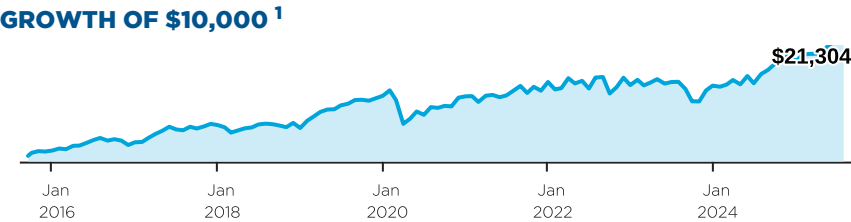
LOW	MEDIUM	HIGH
-----	--------	------

FUND CODES (Prefix: DYN)

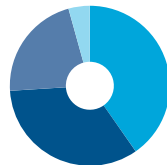
Series	FE	LL	LL2	DSC	No load	ETF
A	2864	2865 ⁶	7178 ⁶	2866 ⁶		
DCAF	2872	2873 ⁶		2874 ⁶		
F					2867	
DCAF - F					3783	
FT					2868	
T	2869	2870 ⁶	7179 ⁶	2871 ⁶		

WHY INVEST IN DYNAMIC GLOBAL INFRASTRUCTURE CLASS ?

- Access to a unique asset class that is highly sought after by pension funds and institutional investors
- Diversified portfolio of publicly-traded companies from around the globe that own infrastructure assets directly
- Actively and defensively managed portfolio

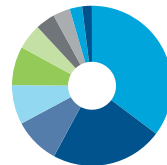


ASSET ALLOCATION



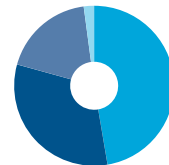
- 40.3% Common Stocks-Foreign
- 33.7% Common Stocks-US
- 21.7% Common Stocks-CDN
- 4.3% Cash, Short-Term Investments & Other Net Assets

GEOGRAPHIC ALLOCATION



- 33.7% United States
- 21.7% Canada
- 8.9% Italy
- 7.6% Spain
- 7.5% France
- 4.9% United Kingdom
- 3.8% Mexico
- 3.3% Netherlands
- 2.4% Switzerland
- 1.9% Australia

SECTOR ALLOCATION



- 45.3% Utilities
- 30.6% Industrials
- 17.8% Energy Infrastructure
- 2.0% Materials

CALENDAR RETURNS ¹ %

YTD	2024	2023	2022	2021	2020	2019	2018	2017
10.1	14.3	-0.3	-1.8	8.9	-0.3	25.0	-2.3	15.1

COMPOUND RETURNS ¹ %

1 mo	3 mo	6 mo	YTD	1 yr	3 yrs	5 yrs	10 yrs	Incep
0.2	4.9	6.6	10.1	17.8	6.3	7.5	—	7.9

HISTORICAL DISTRIBUTIONS (\$/unit)

2025	2024
Jul Jun May Apr Mar Feb Jan Dec Nov Oct Sep Aug	
0.0499 0.04990.04990.04990.04990.04990.0499 0.1012 0.04650.04650.04650.0465	

^[1] The Fund invests in units of Dynamic Global Infrastructure Fund and the information provided is that of the underlying fund. ^[2] For the period ended 2024-06-30. ^[3] The yield is determined by annualizing the fixed distribution rate and does not include any distributions in excess of the fixed distribution rate that may be paid at the fund's year-end. ^[4] We review the amount of the distribution in January of each year. ^[5] Risk rating measures the degree of uncertainty that an investor can handle regarding fluctuations in the value of their portfolio. The amount of risk associated with any particular investment depends largely on your own personal circumstances including your time horizon, liquidity needs, portfolio size, income, investment knowledge and attitude toward price fluctuations. Investors should consult their financial advisor before making a decision as to whether this mutual fund is a suitable investment for them. ^[6] Not available for purchases, switches out only.

SPECIALTY

DYNAMIC GLOBAL INFRASTRUCTURE CLASS ¹

Series FT • Performance as at July 31, 2025. Holdings as at June 30, 2025.

Dynamic Funds is a leading Canadian investment company offering a comprehensive range of investment services, including mutual funds, tax-advantaged products and customized high net-worth programs.

Customer Relations Centre

Toll free: 1-800-268-8186

Tel: 514-908-3212 (English)
514-908-3217 (French)

Fax: 416-363-4179 or
1-800-361-4768

Email: service@dynamic.ca

Ontario (Head Office)

40 Temperance Street, 16th Floor
Toronto, ON M5H 0B4

Toll free: 1-866-977-0477

Tel: 416-363-5621

Eastern Canada

1200 McGill College Ave., Ste. 2300
Montreal, QC H3B 4G7

Western Canada

Suite 1130
685 Center Street South
Calgary, AB T2G 2C7

Four Bentall Centre
1055 Dunsmuir St., Ste. 3434
P.O. Box 49217
Vancouver, BC V7X 1K8

TOP EQUITY HOLDINGS %

Enbridge Inc.

Entergy Corporation

Aena SME, SA

Ferrovial, SE

Cheniere Energy, Inc.

National Grid PLC

Williams Companies, Inc.

Vistra Corporation

VINCI SA

Enel SpA

Total allocation in top holdings 32.8

DYNAMIC PREFERRED PRICING

Management fee rates are applied back to dollar one

Fund Value	%
\$0K - \$250K	1.000%
\$250K - \$1M	0.900%
\$1M - \$5M	0.825%
\$5M+	0.775%

Commissions, trailing commissions, management fees and expenses all may be associated with mutual fund investments. Please read the prospectus before investing.

The indicated rates of return are the historical annual compounded total returns including changes in units [share] value and reinvestment of all distributions [dividends] and do not take into account sales, redemption, distribution or optional charges or income taxes payable by any security holder that would have reduced returns. The rates of return are used only to illustrate the effects of the compound growth rate and are not intended to reflect future values of the mutual fund or returns on investment in the mutual fund. Investments in mutual funds are not guaranteed, their values change frequently and past performance may not be repeated.

R² is a measurement out of 100 that shows the extent to which a portfolio's movements can be explained by the benchmark's movements.



dynamic.ca/f/3378

Researched by Dynamic Funds®

www.dynamic.ca

Dynamic Funds® is a registered trademark of The Bank of Nova Scotia, used under license by, and is a division of, 1832 Asset Management L.P. © Copyright 2025 The Bank of Nova Scotia. All rights reserved.

Dynamic Funds®
Invest with advice.