

SPECIALTY

DYNAMIC GLOBAL INFRASTRUCTURE CLASS , <sup>1</sup>

Series T • Performance as at December 31, 2025. Holdings as at December 31, 2025.

**JASON GIBBS** BAcc., CPA, CA, CFA  
Senior Portfolio Manager: 6.3 years on fund

**TARUN JOSHI** BAsc (Hons.), MBA, P.Eng, AFM  
Associate Portfolio Manager: 1.2 years on fund

INCEPTION	2015 September
NET ASSETS	\$124.09M
HOLDINGS	43
MER <sup>2</sup>	2.47%
MANAGEMENT FEE	2%
NAV	\$9.68
STANDARD DEVIATION	10.24% over 3 years
R <sup>2</sup>	0.83
DISTRIBUTIONS	\$0.0750 Monthly <sup>4</sup>
YIELD	6.0% based on NAV <sup>3</sup>

RISK RATING<sup>5</sup>

LOW	MEDIUM	HIGH
-----	--------	------

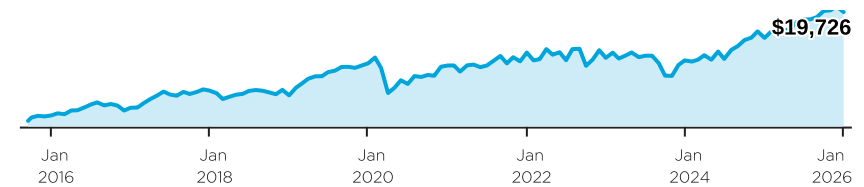
FUND CODES (Prefix: DYN)

Series	FE	LL	LL2	DSC	No load	ETF
A	2864	2865 <sup>6</sup>	7178 <sup>6</sup>	2866 <sup>6</sup>		
DCAF	2872	2873 <sup>6</sup>		2874 <sup>6</sup>		
F					2867	
DCAF - F					3783	
FT					2868	
T	2869	2870 <sup>6</sup>	7179 <sup>6</sup>	2871 <sup>6</sup>		

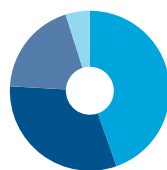
WHY INVEST IN DYNAMIC GLOBAL INFRASTRUCTURE CLASS ?

- Access to a unique asset class that is highly sought after by pension funds and institutional investors
- Diversified portfolio of publicly-traded companies from around the globe that own infrastructure assets directly
- Actively and defensively managed portfolio

GROWTH OF \$10,000 <sup>1</sup>

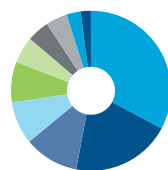


ASSET ALLOCATION



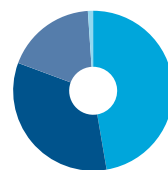
- 44.6% Common Stocks-Foreign
- 31.3% Common Stocks-US
- 19.2% Common Stocks-CDN
- 4.9% Cash, Short-Term Investments & Other Net Assets

GEOGRAPHIC ALLOCATION



- 31.2% United States
- 19.2% Canada
- 10.5% Italy
- 8.2% Spain
- 7.8% France
- 5.1% United Kingdom
- 4.3% Mexico
- 4.1% Netherlands
- 2.7% Switzerland
- 2.0% Australia

SECTOR ALLOCATION



- 45.0% Utilities
- 31.7% Industrials
- 17.4% Energy Infrastructure
- 1.0% Materials

CALENDAR RETURNS <sup>1</sup> %

YTD	2025	2024	2023	2022	2021	2020	2019	2018
13.2	13.2	13.0	-1.4	-2.9	7.7	-1.4	23.4	-3.3

COMPOUND RETURNS <sup>1</sup> %

1 mo	3 mo	6 mo	YTD	1 yr	3 yrs	5 yrs	10 yrs	Incep
-2.5	-0.5	3.5	13.2	13.2	8.1	5.7	6.5	6.8

HISTORICAL DISTRIBUTIONS (\$/unit)

2025	Dec	Nov	Oct	Sep	Aug	Jul	Jun	May	Apr	Mar	Feb	Jan
0.0750	0.0454	0.0454	0.0454	0.0454	0.0454	0.0454	0.0454	0.0454	0.0454	0.0454	0.0454	0.0454

[1] The Fund invests in units of Dynamic Global Infrastructure Fund and the information provided is that of the underlying fund. [2] For the period ended 2025-06-30. [3] The yield is determined by annualizing the fixed distribution rate and does not include any distributions in excess of the fixed distribution rate that may be paid at the fund's year-end. [4] We review the amount of the distribution in January of each year. [5] Risk rating measures the degree of uncertainty that an investor can handle regarding fluctuations in the value of their portfolio. The amount of risk associated with any particular investment depends largely on your own personal circumstances including your time horizon, liquidity needs, portfolio size, income, investment knowledge and attitude toward price fluctuations. Investors should consult their financial advisor before making a decision as to whether this mutual fund is a suitable investment for them. [6] Not available for purchases, switches out only.

**DYNAMIC GLOBAL INFRASTRUCTURE CLASS , 1**

Series T • Performance as at December 31, 2025. Holdings as at December 31, 2025.

Dynamic Funds is a leading Canadian investment company offering a comprehensive range of investment services, including mutual funds, tax-advantaged products and customized high net-worth programs.

**Customer Relations Centre**

**Toll free:** 1-800-268-8186  
**Tel:** 514-908-3212 (English)  
 514-908-3217 (French)  
**Fax:** 416-363-4179 or  
 1-800-361-4768  
**Email:** service@dynamic.ca

**Ontario (Head Office)**

40 Temperance Street, 16th Floor  
 Toronto, ON M5H 0B4  
**Toll free:** 1-866-977-0477  
**Tel:** 416-363-5621

**Eastern Canada**

1200 McGill College Ave., Ste. 2300  
 Montreal, QC H3B 4G7

**Western Canada**

Suite 1130  
 685 Center Street South  
 Calgary, AB T2G 2C7

Four Bentall Centre  
 1055 Dunsmuir St., Ste. 3434  
 P.O. Box 49217  
 Vancouver, BC V7X 1K8

**TOP EQUITY HOLDINGS %**

Ferrovial, SE	
Enbridge Inc.	
Aena SME, SA	
Italgas S.p.A.	
National Grid PLC	
Entergy Corporation	
VINCI SA	
Williams Companies, Inc.	
AltaGas Ltd.	
TC Energy Corporation	
<b>Total allocation in top holdings</b>	<b>33.5</b>

**DYNAMIC PREFERRED PRICING**

Management fee rates are applied back to dollar one

Fund Value	%
\$0K - \$250K	2.000%
\$250K - \$1M	1.900%
\$1M - \$5M	1.825%
\$5M+	1.775%

Commissions, trailing commissions, management fees and expenses all may be associated with mutual fund investments. Please read the prospectus before investing.

The indicated rates of return are the historical annual compounded total returns including changes in units [share] value and reinvestment of all distributions [dividends] and do not take into account sales, redemption, distribution or optional charges or income taxes payable by any security holder that would have reduced returns. The rates of return are used only to illustrate the effects of the compound growth rate and are not intended to reflect future values of the mutual fund or returns on investment in the mutual fund. Investments in mutual funds are not guaranteed, their values change frequently and past performance may not be repeated.

$R^2$  is a measurement out of 100 that shows the extent to which a portfolio's movements can be explained by the benchmark's movements.

Compound growth calculations are used only for the purpose of illustrating the effects of compound growth and are not intended to reflect future value of any mutual fund or returns on investment in any mutual fund.

This Fund is not available for purchase in registered accounts or TFSAs.



dynamic.ca/f/3376