

ALTERNATIVE

DYNAMIC PREMIUM YIELD CLASS ¹

Series T • Performance as at August 31, 2025. Holdings as at August 31, 2025.

DAMIAN HOANG B.A.Sc., MBA
Portfolio Manager: 9.5 years on fund

DEREK BASTIEN B.Sc., CFA
Portfolio Manager: 3.0 years on fund

INCEPTION	2016 March
NET ASSETS	\$902.27M
HOLDINGS	226
MER ²	2.30%
MANAGEMENT FEE	1.85%
NAV	\$9.63
STANDARD DEVIATION	6.05% over 3 years
R ²	0.32
DISTRIBUTIONS	\$0.0609 Monthly ⁴
YIELD	7.5% based on NAV ³

RISK RATING⁵

LOW		MEDIUM		HIGH
-----	--	--------	--	------

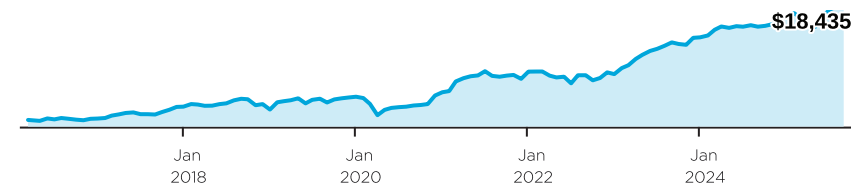
FUND CODES (Prefix: DYN)

Series	FE	LL	LL2	DSC	No load	ETF
A	2970	2971 ⁶	7181 ⁶	2972 ⁶		
DCAF	2978	2979 ⁶		2980 ⁶		
F					2973	
FT					2974	
T	2975	2976 ⁶	7182 ⁶	2977 ⁶		

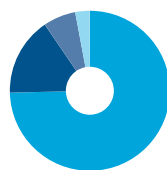
WHY INVEST IN DYNAMIC PREMIUM YIELD CLASS ?

- Access to a unique portfolio strategy of writing covered options that provides U.S. equity exposure with reduced volatility.
- Diversification benefits offered by options writing through a low correlation to bonds and interest rates.
- Active hedging of equity and currency risk undertaken.

GROWTH OF \$10,000 ¹

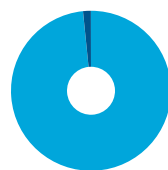


ASSET ALLOCATION



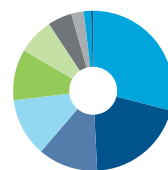
- 74.6% Cash-Covered Puts
- 15.9% Net Long Equities⁸
- 6.6% Cash, Short-Term Investments & Other Net Assets⁷
- 2.9% Covered Calls

GEOGRAPHIC ALLOCATION



- 98.4% United States
- 1.6% Canada

SECTOR ALLOCATION



- 29.0% Information Technology
- 20.2% Consumer Discretionary
- 12.1% Industrials
- 11.8% Health Care
- 10.3% Energy
- 7.3% Communication Services
- 4.9% Consumer Staples
- 2.5% Materials
- 1.5% Financials
- 0.4% Utilities

CALENDAR RETURNS ¹ %

YTD	2024	2023	2022	2021	2020	2019	2018	2017
4.2	9.5	20.4	-1.4	12.7	2.8	8.9	-2.0	8.8

COMPOUND RETURNS ¹ %

1 mo	3 mo	6 mo	YTD	1 yr	3 yrs	5 yrs	10 yrs	Incep
-0.2	4.3	4.9	4.2	8.8	11.4	10.7	—	6.7

HISTORICAL DISTRIBUTIONS (\$/unit)

2025							2024				
Aug	Jul	Jun	May	Apr	Mar	Feb	Jan	Dec	Nov	Oct	Sep
0.0609	0.0609	0.0609	0.0609	0.0609	0.0609	0.0609	0.0727	0.0556	0.0556	0.0556	0.0556

[1] The Fund invests in units of Dynamic Premium Yield Fund and the information provided is that of the underlying fund. [2] For the period ended 2024-06-30. [3] The yield is determined by annualizing the fixed distribution rate and does not include any distributions in excess of the fixed distribution rate that may be paid at the fund's year-end. [4] We review the amount of the distribution in January of each year. [5] Risk rating measures the degree of uncertainty that an investor can handle regarding fluctuations in the value of their portfolio. The amount of risk associated with any particular investment depends largely on your own personal circumstances including your time horizon, liquidity needs, portfolio size, income, investment knowledge and attitude toward price fluctuations. Investors should consult their financial advisor before making a decision as to whether this mutual fund is a suitable investment for them. [6] Not available for purchases, switches out only. [7] This can also include synthetic cash. [8] This includes shorts

ALTERNATIVE

DYNAMIC PREMIUM YIELD CLASS ¹

Series T • Performance as at August 31, 2025. Holdings as at August 31, 2025.

Dynamic Funds is a leading Canadian investment company offering a comprehensive range of investment services, including mutual funds, tax-advantaged products and customized high net-worth programs.

Customer Relations Centre

Toll free: 1-800-268-8186
Tel: 514-908-3212 (English)
514-908-3217 (French)
Fax: 416-363-4179 or
1-800-361-4768
Email: service@dynamic.ca

Ontario (Head Office)

40 Temperance Street, 16th Floor
Toronto, ON M5H 0B4
Toll free: 1-866-977-0477
Tel: 416-363-5621

Eastern Canada

1200 McGill College Ave., Ste. 2300
Montreal, QC H3B 4G7

Western Canada

Suite 1130
685 Center Street South
Calgary, AB T2G 2C7

Four Bentall Centre
1055 Dunsmuir St., Ste. 3434
P.O. Box 49217
Vancouver, BC V7X 1K8

TOP EQUITY HOLDINGS %

Vertiv Holdings Company, Long Equities,
Cash-Covered Puts

Micron Technology, Inc., Cash-Covered Puts

Amazon.com, Inc., Long Equities, Cash-
Covered Puts

Eaton Corporation PLC, Long Equities,
Covered Calls, Cash-Covered Puts

Eli Lilly and Company, Long Equities, Cash-
Covered Puts

Meta Platforms, Inc., Class "A", Long Equities,
Cash-Covered Puts

Expand Energy Corporation, Long Equities,
Cash-Covered Puts

Taiwan Semiconductor Manufacturing
Company Limited, Sponsored ADR, Long
Equities, Cash-Covered Puts

Walmart Inc., Long Equities, Cash-Covered
Puts

Floor & Decor Holdings, Inc., Class "A", Long
Equities, Cash-Covered Puts

DYNAMIC PREFERRED PRICING

Management fee rates are applied back to dollar one

Fund Value	%
\$0K - \$250K	1.850%
\$250K - \$1M	1.775%
\$1M - \$5M	1.725%
\$5M+	1.675%

Commissions, trailing commissions, management fees and expenses all may be associated with mutual fund investments. Please read the prospectus before investing.

The indicated rates of return are the historical annual compounded total returns including changes in units [share] value and reinvestment of all distributions [dividends] and do not take into account sales, redemption, distribution or optional charges or income taxes payable by any security holder that would have reduced returns. The rates of return are used only to illustrate the effects of the compound growth rate and are not intended to reflect future values of the mutual fund or returns on investment in the mutual fund. Investments in mutual funds are not guaranteed, their values change frequently and past performance may not be repeated.

R² is a measurement out of 100 that shows the extent to which a portfolio's movements can be explained by the benchmark's movements.



dynamic.ca/f/3640

Researched by Dynamic Funds®

www.dynamic.ca
Dynamic Funds® is a registered trademark of The Bank of Nova Scotia, used under license by, and is a division of, 1832 Asset Management LP. © Copyright 2025 The Bank of Nova Scotia. All rights reserved.

Dynamic Funds®
Invest with advice.