

# CANADIAN BALANCED DYNAMIC PREMIUM BOND PRIVATE POOL CLASS

Series A • Performance as at November 30, 2024. Holdings as at October 31, 2024.

DYNAMIC  
**private**  
INVESTMENT POOLS

## DEREK BASTIEN B.Sc., CFA

Portfolio Manager: 2.2 years on fund

## ROMAS BUDD MBA, BSc. Hons

Senior Portfolio Manager: 5.7 years on fund

## DEREK AMERY BA (Hons.), MA, CFA

Senior Portfolio Manager: 5.5 years on fund

## PHILIPPE NOLET B. Eng., M.Sc., CFA, FRM

Portfolio Manager: 5.7 years on fund

## DAMIAN HOANG B.A.Sc., MBA

Portfolio Manager: 5.7 years on fund

## DOMENIC BELLISSIMO MBA, CFA

Portfolio Manager: 3.1 years on fund

## WILLIAM (BILL) LYTWYNCHUK MBA, CFA

Portfolio Manager: 3.1 years on fund

INCEPTION	<b>2018 October</b>
NET ASSETS	<b>\$573.93M</b>
HOLDINGS	<b>556</b>
MER <sup>1</sup>	<b>1.63%</b>
MANAGEMENT FEE	<b>1.3%</b>
NAV	<b>\$11.51</b>
STANDARD DEVIATION	<b>6.48% over 3 years</b>
R <sup>2</sup>	<b>0.93</b>

## RISK RATING<sup>2</sup>

<b>LOW</b>	MEDIUM	HIGH
------------	--------	------

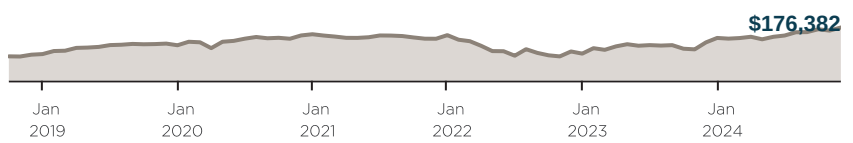
## FUND CODES (Prefix: DYN)

Series	FE	LL	LL2	DSC	No load	ETF
A	3986 <sup>3</sup>					
DCAF	3994 <sup>3</sup>					
F					3966 <sup>3</sup>	
DCAF - F					3967 <sup>3</sup>	3967 <sup>3</sup>
FT					3968 <sup>3</sup>	
T	3987 <sup>3</sup>					

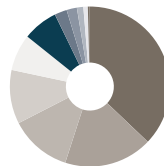
## INVESTMENT DISCIPLINE

- 30% Dynamic Active Core Bond Private Pool focuses on high quality Canadian issuers. The manager tactically manages duration, sector allocation and foreign currency exposure utilizing a broad range of risk management tools.
- 30% Dynamic Tactical Bond Private Pool uses a combination of investment strategies emphasizing fundamental and technical analysis with the objective of generating risk adjusted total returns through both interest income and capital gains.
- 20% Dynamic Corporate Bond Strategies Fund, a diversified portfolio of mostly North American investment grade corporate bonds with potential to add incremental high-yield upgrade candidates. Includes active management of credit and interest rate risk.
- 20% Dynamic Premium Yield Fund, a unique portfolio strategy of writing covered options provides equity exposure with potentially reduced volatility and generates distributions by collecting premiums from writing options.


## GROWTH OF \$150,000



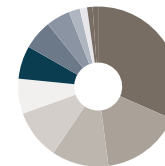
## ASSET ALLOCATION



## GEOGRAPHIC ALLOCATION



## SECTOR ALLOCATION



## CALENDAR RETURNS %

YTD	2023	2022	2021	2020	2019	2018	2017	2016
<b>5.7</b>	<b>9.4</b>	<b>-10.0</b>	<b>-0.5</b>	<b>6.3</b>	<b>5.3</b>	<b>—</b>	<b>—</b>	<b>—</b>

## COMPOUND RETURNS %

1 mo	3 mo	6 mo	YTD	1 yr	3 yrs	5 yrs	10 yrs	Incep
<b>1.6</b>	<b>2.5</b>	<b>5.1</b>	<b>5.7</b>	<b>8.4</b>	<b>2.0</b>	<b>1.8</b>	<b>—</b>	<b>2.7</b>

The benchmark used for analytics for this fund is 80% FTSE Canada Universe Bond Index / 10% CBOE S&P 500 BuyWrite Index (C\$) / 10% CBOE S&P 500 PutWrite Index (C\$).

[1] For the period ended 2024-06-30. [2] Risk rating measures the degree of uncertainty that an investor can handle regarding fluctuations in the value of their portfolio. The amount of risk associated with any particular investment depends largely on your own personal circumstances including your time horizon, liquidity needs, portfolio size, income, investment knowledge and attitude toward price fluctuations. Investors should consult their financial advisor before making a decision as to whether this pool is a suitable investment for them. [3] Closed to purchases and switches in.

CANADIAN BALANCED  
**DYNAMIC PREMIUM BOND PRIVATE POOL CLASS**

Series A • Performance as at November 30, 2024. Holdings as at October 31, 2024.



Dynamic Private Investment Pools offer affluent investors privileged access to preferential pricing combined with first-class, legitimately active investment management.

**Customer Relations Centre**

**Toll free:** 1-800-268-8186  
**Tel:** 514-908-3212 (English)  
 514-908-3217 (French)  
**Fax:** 416-363-4179 or  
 1-800-361-4768  
**Email:** service@dynamic.ca

**Ontario (Head Office)**

40 Temperance Street, 16th Floor  
 Toronto, ON M5H 0B4  
**Toll free:** 1-866-977-0477  
**Tel:** 416-363-5621

**Eastern Canada**

1200 McGill College Ave., Ste. 2300  
 Montreal, QC H3B 4G7

**Western Canada**

Suite 1130  
 685 Center Street South  
 Calgary, AB T2G 2C7

Four Bentall Centre  
 1055 Dunsmuir St., Ste. 3434  
 P.O. Box 49217  
 Vancouver, BC V7X 1K8

**HISTORICAL DISTRIBUTIONS (\$/unit)**

2024											2023
Nov	Oct	Sep	Aug	Jul	Jun	May	Apr	Mar	Feb	Jan	Dec
-	-	-	-	-	-	-	-	-	-	-	0.0029

**TOP EQUITY HOLDINGS %**

Microsoft Corporation, Long Equities, Covered Puts	1.0
Pfizer Inc., Long Equities, Covered Calls, Covered Puts	0.8
Uber Technologies, Inc., Covered Puts	0.8
Amazon.com, Inc., Long Equities, Covered Puts	0.8
Avantor, Inc., Long Equities, Covered Puts	0.8
Broadcom Inc., Long Equities, Covered Puts	0.7
Chesapeake Energy Corp, Long Equities, Covered Puts	0.7
Constellation Energy Corporation, Covered Puts	0.7
Take-Two Interactive Software, Inc., Long Equities, Covered Puts	0.7
Teradyne, Inc., Covered Puts	0.7
<b>Total allocation in top holdings</b>	<b>7.7</b>

**TOP BOND HOLDINGS %**

Canada Housing Trust, 4.250% Mar. 15 34	2.5
Government of Canada, 3.250% Dec. 01 34	2.0
Canada Housing Trust, 3.650% Jun. 15 33	1.8
Dynamic Short Term Credit PLUS Fund, Series "O"	1.8
1832 AM U.S. \$ Investment Grade U.S. Corporate Bond Pool, Series "I"	1.2
Province of Ontario, 2.65% Dec. 02 50	1.2
Province of Ontario, 4.150% Jun. 02 34	1.2
Province of Quebec, 3.10% Dec. 01 51	1.0
Province of Quebec, 4.40% Dec. 01 55	0.9
Government of Canada, 2.750% Dec. 01 55	0.9
<b>Total allocation in top holdings</b>	<b>14.5</b>

**CREDIT QUALITY OF PORTFOLIO**

AAA 11.8%	AA 1.0%	A 3.0%
BBB 4.7%	BB- 0.2%	A2 0.2%
Aa2 0.1%	NR 5.1%	

**DYNAMIC PREFERRED PRICING**

Management fee rates are applied back to dollar one

Fund Value	%
\$0K - \$250K	1.300%
\$250K - \$1M	1.250%
\$1M - \$5M	1.225%
\$5M+	1.175%

Distributions may consist of dividends, net realized capital gains, and/or return of capital. Distributions are not guaranteed and investors should not confuse a fund's distribution yield with its performance or rate of return.

Commissions, trailing commissions, management fees and expenses all may be associated with investments in pools. Please read the prospectus before investing.

The indicated rates of return are the historical annual compounded total returns including changes in units [share] value and reinvestment of all distributions [dividends] and do not take into account sales, redemption, distribution or optional charges or income taxes payable by any security holder that would have reduced returns. The rates of return are used only to illustrate the effects of the compound growth rate and are not intended to reflect future values of the pool or returns on investment in the pool. Investments in pools are not guaranteed, their values change frequently and past performance may not be repeated.

R<sup>2</sup> is a measurement out of 100 that shows the extent to which a portfolio's movements can be explained by the benchmark's movements.

Standard deviation is a measure of volatility; it shows how broadly the Fund's returns have varied over a given time period.



dynamic.ca/f/6740

**Dynamic Funds\***  
 Invest with advice.