

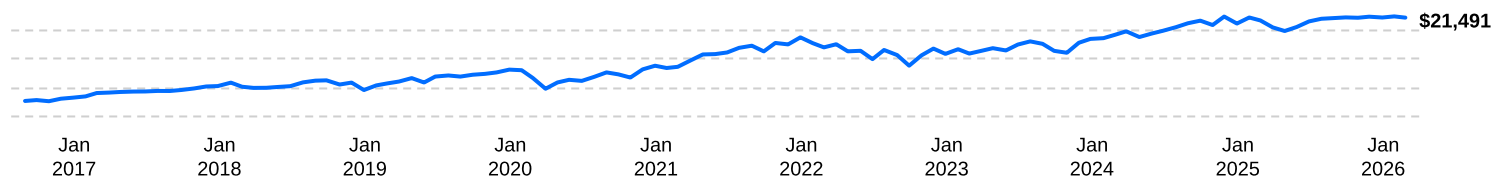
Dynamic U.S. Equity Income Fund

Series FN | Performance as at February 28, 2026. Holdings as at February 28, 2026.

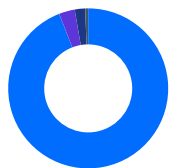
Why invest in Dynamic U.S. Equity Income Fund ?

- Core equity income fund that offers stable monthly income and potential for capital appreciation.
- Invests primarily in high-quality U.S. companies with attractive free cash flows + growth.
- A diversified and a conservatively-managed portfolio.

Growth of \$10,000

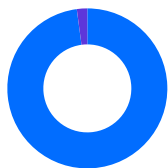


Asset Allocation (%)



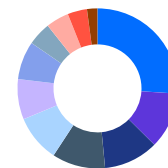
- 94.1% Common Stocks-US
- 3.2% Real Estate Investment Trusts
- 2.1% Common Stocks-Foreign
- 0.6% Cash, Short-Term Investments & Other Net Assets

Geographic Allocation (%)



- 97.3% United States
- 2.1% Ireland

Sector Allocation (%)



- 25.9% Information Technology
- 11.3% Financials
- 11.0% Consumer Discretionary
- 10.7% Health Care
- 9.4% Consumer Staples
- 8.1% Industrials
- 7.7% Communication Services
- 4.7% Utilities
- 4.6% Energy
- 3.9% Real Estate
- 2.1% Materials

Calendar returns %

YTD	2025	2024	2023	2022	2021	2020	2019	2018
-0.1	4.0	11.4	12.5	-12.1	26.3	3.7	24.5	-4.6

Compound returns %

1 mo	3 mo	6 mo	YTD	1 yr	3 yrs	5 yrs	10 yrs	Incep
-0.8	-0.6	0.3	-0.1	1.8	9.1	7.9	—	8.4

Historical Distributions (\$/unit)

2026 Feb	Jan	2025 Dec	Nov	Oct	Sep	Aug	Jul	Jun	May	Apr	Mar
0.0444	0.0444	0.0444	0.0444	0.0444	0.0444	0.0444	0.0444	0.0444	0.0444	0.0444	0.0444

Dynamic U.S. Equity Income Fund

Series FN | Performance as at February 28, 2026. Holdings as at February 28, 2026.

Tom Dicker B.Comm. (Hons.), CFA
Portfolio Manager: 9.5 years on fund

Ryan Nicholl B.Comm. (Hons.), CFA
Portfolio Manager: 3.2 years on fund

Inception	2016 September
Net assets	\$398.06M
Holdings	44
Mer¹	1.04%
Management fee	0.85%
Nav	\$14.42
Standard deviation	10.55% over 3 years
R²	0.62
Distributions	\$0.0444 Monthly ³
Yield	3.7% based on NAV ²
Early Redemption Fee	1% within 30 days

¹ For the period ended 2025-06-30.

² The yield is determined by annualizing the fixed distribution rate and does not include any distributions in excess of the fixed distribution rate that may be paid at the fund's year-end.

³ This Monthly distribution is fixed but not guaranteed and may be adjusted from time to time at the discretion of the fund manager.

Risk rating⁴

Low	Medium	High
-----	--------	------

⁴ Risk rating measures the degree of uncertainty that an investor can handle regarding fluctuations in the value of their portfolio. The amount of risk associated with any particular investment depends largely on your own personal circumstances including your time horizon, liquidity needs, portfolio size, income, investment knowledge and attitude toward price fluctuations. Investors should consult their financial advisor before making a decision as to whether this mutual fund is a suitable investment for them.

Dynamic preferred pricing

Management fee rates are applied back to dollar one

Fund Value	%
\$0K - \$250K	0.850%
\$250K - \$1M	0.775%
\$1M - \$5M	0.725%
\$5M+	0.675%

Top equity holdings %

1. Microsoft Corporation
2. Apple Inc.
3. Alphabet Inc., Class "A"
4. Cisco Systems, Inc.
5. Amazon.com, Inc.
6. Analog Devices, Inc.
7. Meta Platforms, Inc., Class "A"
8. Procter & Gamble Company
9. JPMorgan Chase & Co.
10. Visa Inc., Class "A"

Total allocation in top holdings

40.6

Fund codes (prefix: dyn)

Series	FE	LL	LL2	DSC	No load	ETF
A	3170	3171 ⁵	7190 ⁵	3172 ⁶	N/A	N/A
DCAF	3187	3188 ⁵	N/A	3189 ⁶	N/A	N/A
F	N/A	N/A	N/A	N/A	3173	N/A
FH (USD)	N/A	N/A	N/A	N/A	3169	N/A
FL	N/A	N/A	N/A	N/A	3181	N/A
FL (USD)	N/A	N/A	N/A	N/A	3177	N/A
FN	N/A	N/A	N/A	N/A	3185	N/A
FT	N/A	N/A	N/A	N/A	3190	N/A
H (USD)	3168	N/A	N/A	N/A	N/A	N/A
I	N/A	N/A	N/A	N/A	3191	N/A
L	3178	3179 ⁵	N/A	3180 ⁶	N/A	N/A
L (USD)	3174	3175 ⁵	N/A	3176 ⁶	N/A	N/A
N	3182	3183 ⁵	N/A	3184 ⁶	N/A	N/A
T	3192	N/A	N/A	N/A	N/A	N/A

Dynamic U.S. Equity Income Fund

Series FN | Performance as at February 28, 2026. Holdings as at February 28, 2026.

Dynamic Funds is a leading Canadian investment company offering a comprehensive range of investment services, including mutual funds, tax-advantaged products and customized high net-worth programs.

Ontario (Head Office)

40 Temperance Street, 16th Floor
Toronto, ON M5H 0B4
Toll free: 1-866-977-0477
Tel: 416-363-5621

Eastern Canada

1200 McGill College Ave., Ste. 2300
Montreal, QC H3B 4G7

Western Canada

Suite 1130
685 Center Street South
Calgary, AB T2G 2C7

Four Bentall Centre

1055 Dunsmuir St., Ste. 3434
P.O. Box 49217
Vancouver, BC V7X 1K8

Customer Relations Centre

Toll free: 1-800-268-8186
Tel: 514-908-3212 (English)
514-908-3217 (French)
Fax: 416-363-4179 or
1-800-361-4768
Email: service@dynamic.ca

dynamic.ca

Dynamic Funds® is a registered trademark of The Bank of Nova Scotia, used under license by, and is a division of, 1832 Asset Management L.P. © Copyright 2026 The Bank of Nova Scotia. All rights reserved.

Distributions may consist of net income, dividends, net realized capital gains, and/or return of capital. Distributions are not guaranteed and investors should not confuse a fund's distribution yield with its performance or rate of return.

Commissions, trailing commissions, management fees and expenses all may be associated with mutual fund investments. Please read the prospectus before investing.

The indicated rates of return are the historical annual compounded total returns including changes in units [share] value and reinvestment of all distributions [dividends] and do not take into account sales, redemption, distribution or optional charges or income taxes payable by any security holder that would have reduced returns. The rates of return are used only to illustrate the effects of the compound growth rate and are not intended to reflect future values of the mutual fund or returns on investment in the mutual fund. Investments in mutual funds are not guaranteed, their values change frequently and past performance may not be repeated.

R^2 is a measurement out of 100 that shows the extent to which a portfolio's movements can be explained by the benchmark's movements.

Standard deviation is a measure of volatility; it shows how broadly the Fund's returns have varied over a given time period. A reclassification between series N/FN and other Series of the same fund may result in a disposition for tax purposes and accordingly, you may realize a capital gain or capital loss.

Compound growth calculations are used only for the purpose of illustrating the effects of compound growth and are not intended to reflect future value of any mutual fund or returns on investment in any mutual fund.