

SPECIALTY

DYNAMIC PRECIOUS METALS FUND

Series A • Performance as at November 30, 2024. Holdings as at October 31, 2024.

ROBERT COHEN B.A.Sc., MBA, CFA

Portfolio Manager: 24.1 years on fund

INCEPTION	1984 January
NET ASSETS	\$627.34M
HOLDINGS	37¹
MER ²	2.73%
MANAGEMENT FEE	2.25%
NAV	\$16.59
STANDARD DEVIATION	30.79% over 3 years
R ²	0.69

RISK RATING³

LOW	MEDIUM	HIGH
-----	--------	-------------

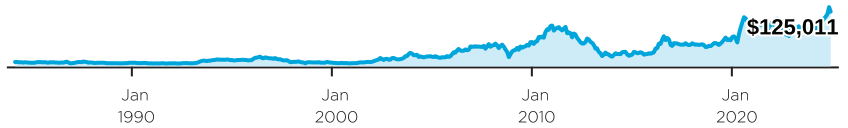
FUND CODES (Prefix: DYN)

Series	FE	LL	LL2	DSC	No load	ETF
A	046	646 ⁴	7118 ⁴	746 ⁴		
DCAF	846	146 ⁴		946 ⁴		
F					1646	
DCAF - F					2418	2418
G	046G ⁴	646G ⁴		746G ⁴		
I					1146	

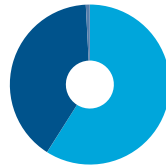
WHY INVEST IN DYNAMIC PRECIOUS METALS FUND ?

- Diversified exposure to precious metal companies, which may include gold, silver, platinum, and palladium, with limited exposure to base metal companies and other resources.
- Access to physical gold bullion, which provides a hedge against potential inflation, weakness in currency and volatility of equity markets.
- Actively managed with a bottom-up stock selection process to select companies with the best risk/reward profile.

GROWTH OF \$10,000

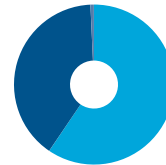


ASSET ALLOCATION




- 59.0% Common Stocks-CDN
- 40.2% Common Stocks-Foreign
- 0.8% Cash, Short-Term Investments & Other Net Assets

GEOGRAPHIC ALLOCATION



- 59.0% Canada
- 39.5% Australia
- 0.7% United States

SECTOR ALLOCATION



- 99.2% Gold & Precious Metals

CALENDAR RETURNS %

YTD	2023	2022	2021	2020	2019	2018	2017	2016
40.4	5.2	-16.9	-1.8	54.0	36.3	-6.4	12.9	52.6

COMPOUND RETURNS %

1 mo	3 mo	6 mo	YTD	1 yr	3 yrs	5 yrs	10 yrs	Incep
-7.8	10.0	17.2	40.4	41.8	9.9	16.0	17.3	7.6

TOP EQUITY HOLDINGS %

Spartan Resources Ltd.	
Kinross Gold Corporation	
Bellevue Gold Limited	
Snowline Gold Corp.	
Lundin Gold Inc.	
Agnico-Eagle Mines Limited	
Northern Star Resources Limited	
Alamos Gold Inc., Class "A"	
ORA Banda Mining Limited	
Founders Metals Inc	
Total allocation in top holdings	72.6

The benchmark used for analytics for this fund is S&P/TSX Global Gold Index.

[1] Holdings exclude cash, cash equivalents, warrants and options. [2] For the period ended 2024-06-30. [3] Risk rating measures the degree of uncertainty that an investor can handle regarding fluctuations in the value of their portfolio. The amount of risk associated with any particular investment depends largely on your own personal circumstances including your time horizon, liquidity needs, portfolio size, income, investment knowledge and attitude toward price fluctuations. Investors should consult their financial advisor before making a decision as to whether this mutual fund is a suitable investment for them. [4] Not available for purchases, switches out only.

SPECIALTY

DYNAMIC PRECIOUS METALS FUND

Series A • Performance as at November 30, 2024. Holdings as at October 31, 2024.

Dynamic Funds is a leading Canadian investment company offering a comprehensive range of investment services, including mutual funds, tax-advantaged products and customized high net-worth programs.

Customer Relations Centre

Toll free: 1-800-268-8186
Tel: 514-908-3212 (English)
514-908-3217 (French)
Fax: 416-363-4179 or
1-800-361-4768
Email: service@dynamic.ca

Ontario (Head Office)

40 Temperance Street, 16th Floor
Toronto, ON M5H 0B4
Toll free: 1-866-977-0477
Tel: 416-363-5621

Eastern Canada

1200 McGill College Ave., Ste. 2300
Montreal, QC H3B 4G7

Western Canada

Suite 1130
685 Center Street South
Calgary, AB T2G 2C7

Four Bentall Centre

1055 Dunsmuir St., Ste. 3434
P.O. Box 49217
Vancouver, BC V7X 1K8

DYNAMIC PREFERRED PRICING

Management fee rates are applied back to dollar one

Fund Value	%
\$0K - \$250K	2.250%
\$250K - \$1M	2.150%
\$1M - \$5M	2.075%
\$5M+	2.025%

Commissions, trailing commissions, management fees and expenses all may be associated with mutual fund investments. Please read the prospectus before investing.

The indicated rates of return are the historical annual compounded total returns including changes in units [share] value and reinvestment of all distributions [dividends] and do not take into account sales, redemption, distribution or optional charges or income taxes payable by any security holder that would have reduced returns. The rates of return are used only to illustrate the effects of the compound growth rate and are not intended to reflect future values of the mutual fund or returns on investment in the mutual fund. Investments in mutual funds are not guaranteed, their values change frequently and past performance may not be repeated.

R² is a measurement out of 100 that shows the extent to which a portfolio's movements can be explained by the benchmark's movements.

Standard deviation is a measure of volatility; it shows how broadly the Fund's returns have varied over a given time period.

Researched by Dynamic Funds®

www.dynamic.ca

Dynamic Funds® is a registered trademark of The Bank of Nova Scotia, used under license by, and is a division of, 1832 Asset Management LP. © Copyright 2024 The Bank of Nova Scotia. All rights reserved.



dynamic.ca/f/2906

Dynamic Funds®
Invest with advice.