

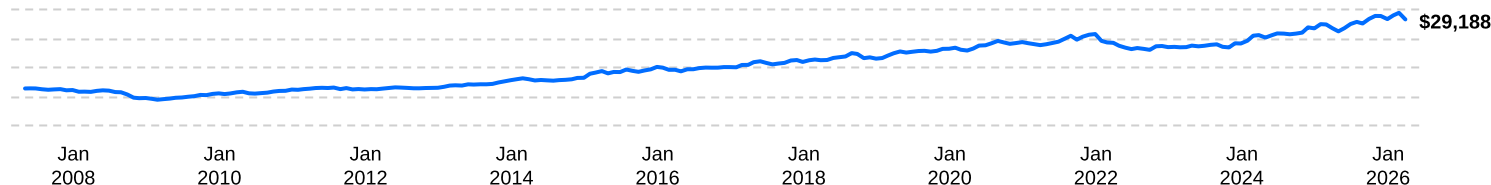
Dynamic Global Asset Allocation Fund ¹

Series T | Performance as at March 31, 2026. Holdings as at February 28, 2026.

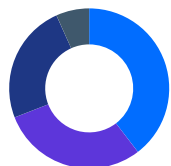
Why invest in Dynamic Global Asset Allocation Fund ?

- Actively managed balanced portfolio of global equities and fixed income investments.
- Tactical asset allocation provides access to rising stock markets while bond positions offer stability in market downturns.
- Seasoned Portfolio Managers with global expertise who have more than 40+ years combined experience.

Growth of \$10,000

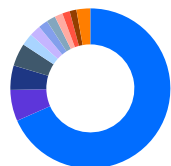


Asset Allocation (%)



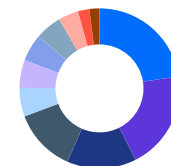
- 39.6% Common Stocks-US
- 29.5% Common Stocks-Foreign
- 24.2% Foreign Bonds & Debentures
- 6.7% Cash, Short-Term Investments & Other Net Assets

Geographic Allocation (%)



- 63.8% United States
- 5.9% Switzerland
- 4.6% United Kingdom
- 4.3% France
- 2.3% Germany
- 2.1% Israel
- 1.8% Australia
- 1.7% Luxembourg
- 1.5% Japan
- 1.4% Ireland
- 1.3% Netherlands
- 2.6% Other

Sector Allocation (%)



- 15.6% Industrials
- 13.8% Information Technology
- 9.7% Health Care
- 8.8% Financials
- 4.0% Materials
- 3.9% Energy
- 3.8% Consumer Discretionary
- 3.7% Utilities
- 2.8% Consumer Staples
- 1.6% Communication Services
- 1.4% Real Estate

Calendar returns %

YTD	2025	2024	2023	2022	2021	2020	2019	2018
-0.3	9.6	18.7	4.7	-14.5	9.8	8.8	15.0	5.2

Compound returns %

1 mo	3 mo	6 mo	YTD	1 yr	3 yrs	5 yrs	10 yrs	Incep
-5.9	-0.3	-0.4	-0.3	9.2	10.8	5.8	6.7	5.9

Historical Distributions (\$/unit)

2026 Mar	Feb	Jan	2025 Dec	Nov	Oct	Sep	Aug	Jul	Jun	May	Apr
0.0400	0.0400	0.0400	0.8936	0.0416	0.0416	0.0416	0.0416	0.0416	0.0416	0.0416	0.0416

The benchmark used for analytics for this fund is 60% MSCI World/40% Bloomberg Global Aggregate Bond Index C\$ (eff Jan 1 2019).

¹ Previously named Dynamic Global Value Balanced Fund.

Dynamic Global Asset Allocation Fund ¹

Series T | Performance as at March 31, 2026. Holdings as at February 28, 2026.

David L. Fingold BSc. Management
Senior Portfolio Manager: 18.9 years on fund

Derek Amery BA (Hons.), MA, CFA
Senior Portfolio Manager: 7.1 years on fund

Inception	2007 May
Net assets	\$1.96B
Holdings	49
Mer²	2.23%
Management fee	1.9%
Nav	\$9.45
Standard deviation	9.17% over 3 years
R²	0.70
Distributions	\$0.0400 Monthly ⁴
Yield	5.0% based on NAV ³

¹ Previously named Dynamic Global Value Balanced Fund.

² For the period ended 2025-06-30.

³ The yield is determined by annualizing the fixed distribution rate and does not include any distributions in excess of the fixed distribution rate that may be paid at the fund's year-end.

⁴ We review the amount of the distribution in January of each year.

Risk rating⁵



⁵ Risk rating measures the degree of uncertainty that an investor can handle regarding fluctuations in the value of their portfolio. The amount of risk associated with any particular investment depends largely on your own personal circumstances including your time horizon, liquidity needs, portfolio size, income, investment knowledge and attitude toward price fluctuations. Investors should consult their financial advisor before making a decision as to whether this mutual fund is a suitable investment for them.

Dynamic preferred pricing

Management fee rates are applied back to dollar one

Fund Value	%
\$0K - \$250K	1.900%
\$250K - \$1M	1.825%
\$1M - \$5M	1.775%
\$5M+	1.725%

Top equity holdings %

1. Apple Inc.	3.1
2. Keysight Technologies, Inc.	2.9
3. Siemens Energy AG	2.3
4. NVIDIA Corporation	2.1
5. Bank Hapoalim B.M.	2.1
6. Analog Devices, Inc.	2.1
7. Sandoz Group AG	2.0
8. Parker-Hannifin Corporation	1.8
9. Rolls-Royce Holdings PLC	1.7
10. ArcelorMittal SA	1.7

Total allocation in top holdings **21.8**

Fund codes (prefix: dyn)

Series	FE	LL	LL2	DSC	No load	ETF
A	1660	1661 ⁶	7080 ⁶	1662 ⁶	N/A	N/A
DCAF	800	100 ⁶	N/A	900 ⁶	N/A	N/A
A (USD)	1672	1673 ⁶	N/A	1674 ⁶	N/A	N/A
F	N/A	N/A	N/A	N/A	1663	N/A
DCAF - F	N/A	N/A	N/A	N/A	3782	N/A
F (USD)	N/A	N/A	N/A	N/A	1675	N/A
FT	N/A	N/A	N/A	N/A	2204	N/A
I	N/A	N/A	N/A	N/A	1664	N/A
I (USD)	N/A	N/A	N/A	N/A	1676	N/A
T	1665	1667 ⁶	7081 ⁶	1666 ⁶	N/A	N/A

Dynamic Global Asset Allocation Fund ¹

Series T | Performance as at March 31, 2026. Holdings as at February 28, 2026.

Dynamic Funds is a leading Canadian investment company offering a comprehensive range of investment services, including mutual funds, tax-advantaged products and customized high net-worth programs.

Ontario (Head Office)

40 Temperance Street, 16th Floor
Toronto, ON M5H 0B4
Toll free: 1-866-977-0477
Tel: 416-363-5621

Eastern Canada

1200 McGill College Ave., Ste. 2300
Montreal, QC H3B 4G7

Western Canada

Suite 1130
685 Center Street South
Calgary, AB T2G 2C7

Four Bentall Centre

1055 Dunsmuir St., Ste. 3434
P.O. Box 49217
Vancouver, BC V7X 1K8

Customer Relations Centre

Toll free: 1-800-268-8186
Tel: 514-908-3212 (English)
514-908-3217 (French)
Fax: 416-363-4179 or
1-800-361-4768
Email: service@dynamic.ca

dynamic.ca

Dynamic Funds® is a registered trademark of The Bank of Nova Scotia, used under license by, and is a division of, 1832 Asset Management L.P. © Copyright 2026 The Bank of Nova Scotia. All rights reserved.
Commissions, trailing commissions, management fees and expenses all may be associated with mutual fund investments. Please read the prospectus before investing.

The indicated rates of return are the historical annual compounded total returns including changes in units [share] value and reinvestment of all distributions [dividends] and do not take into account sales, redemption, distribution or optional charges or income taxes payable by any security holder that would have reduced returns. The rates of return are used only to illustrate the effects of the compound growth rate and are not intended to reflect future values of the mutual fund or returns on investment in the mutual fund. Investments in mutual funds are not guaranteed, their values change frequently and past performance may not be repeated.

R² is a measurement out of 100 that shows the extent to which a portfolio's movements can be explained by the benchmark's movements.

Standard deviation is a measure of volatility; it shows how broadly the Fund's returns have varied over a given time period. Compound growth calculations are used only for the purpose of illustrating the effects of compound growth and are not intended to reflect future value of any mutual fund or returns on investment in any mutual fund.