

# DYNAMIC DIVIDEND INCOME CLASS

Series A • Performance as at November 30, 2024. Holdings as at October 31, 2024.

**JASON GIBBS BAcc., CPA, CA, CFA**

Senior Portfolio Manager: 2.9 years on fund

**TOM DICKER B.Comm. (Hons.), CFA**

Portfolio Manager: 5.8 years on fund

**BILL MCLEOD MBA, CFA**

Portfolio Manager: On Fund since January 2024

**DEREK AMERY BA (Hons.), MA, CFA**

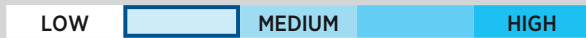
Senior Portfolio Manager: 5.7 years on fund

**OSCAR BELAICHE HBA, FICB, CFA**

Portfolio Manager: 17.9 years on fund

INCEPTION	<b>2007 January</b>
NET ASSETS	<b>\$85.58M</b>
HOLDINGS	<b>68</b>
MER <sup>1</sup>	<b>2.15%</b>
MANAGEMENT FEE	<b>1.85%</b>
NAV	<b>\$15.64</b>
STANDARD DEVIATION	<b>8.18% over 3 years</b>
R <sup>2</sup>	<b>0.92</b>

**RISK RATING<sup>2</sup>**



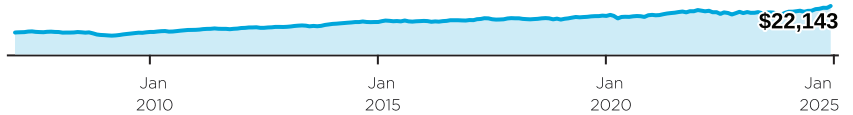
**FUND CODES (Prefix: DYN)**

Series	FE	LL	LL2	DSC	No load	ETF
A	427	437 <sup>3</sup>	7009 <sup>3</sup>	447 <sup>3</sup>		
DCAF	899	199 <sup>3</sup>		991 <sup>3</sup>		
F					424	
FT					3815	
I					428 <sup>3</sup>	
T	1172	1174 <sup>3</sup>	7010 <sup>3</sup>	1173 <sup>3</sup>		

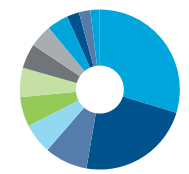
**WHY INVEST IN DYNAMIC DIVIDEND INCOME CLASS ?**

- Conservatively managed balanced fund invested primarily in Canada.
- Invests in a diversified portfolio of income-generating securities including dividend paying equities and investment-grade bonds.
- Offers moderate capital appreciation and is managed with a capital preservation philosophy.

**GROWTH OF \$10,000**

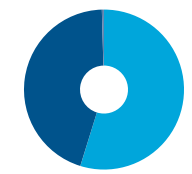


**ASSET ALLOCATION<sup>5</sup>**



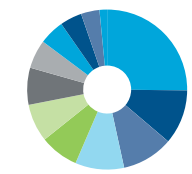
- 29.7% Common Stocks-CDN
- 23.0% Common Stocks-US
- 8.7% Foreign Bonds & Debentures
- 6.1% Federal Govt Bonds - CDN
- 6.0% Cash, Short-Term Investments & Other Net Assets<sup>4</sup>
- 5.9% Alternative Investments
- 5.0% 1832 AM U.S. \$ Investment Grade U.S. Corporate Bond Pool, Series "I"
- 4.6% Dynamic Short Term Credit PLUS Fund, Series "O"
- 4.3% Dynamic Total Return Bond Fund, Series "O"
- 2.5% Real Estate Investment Trusts
- 2.3% 1832 AM Investment Grade Canadian Corporate Bond Pool, Series "I"
- 1.9% Other

**GEOGRAPHIC ALLOCATION<sup>5</sup>**



- 51.5% Canada
- 42.1% United States
- 0.4% Ireland

**SECTOR ALLOCATION**



- 14.8% Financials
- 6.5% Industrials
- 6.1% Real Estate
- 5.8% Consumer Discretionary
- 4.6% Energy
- 4.5% Information Technology
- 4.4% Utilities
- 3.4% Energy Infrastructure
- 3.0% Health Care
- 2.6% Communication Services
- 2.2% Consumer Staples
- 0.9% Other

**CALENDAR RETURNS %**

YTD	2023	2022	2021	2020	2019	2018	2017	2016
<b>13.4</b>	<b>3.3</b>	<b>-6.8</b>	<b>12.2</b>	<b>2.7</b>	<b>10.5</b>	<b>-3.6</b>	<b>5.2</b>	<b>2.5</b>

**COMPOUND RETURNS %**

1 mo	3 mo	6 mo	YTD	1 yr	3 yrs	5 yrs	10 yrs	Incep
<b>4.1</b>	<b>6.2</b>	<b>11.2</b>	<b>13.4</b>	<b>16.5</b>	<b>3.9</b>	<b>4.6</b>	<b>4.1</b>	<b>4.5</b>

**HISTORICAL DISTRIBUTIONS (\$/unit)**

2024											2023
Nov	Oct	Sep	Aug	Jul	Jun	May	Apr	Mar	Feb	Jan	Dec
-	-	-	-	-	-	-	-	-	-	-	<b>0.1661</b>

The benchmark used for analytics for this fund is 50% S&P/TSX Composite Index / 50% FTSE Canada Universe Bond Index.

[1] For the period ended 2024-06-30. [2] Risk rating measures the degree of uncertainty that an investor can handle regarding fluctuations in the value of their portfolio. The amount of risk associated with any particular investment depends largely on your own personal circumstances including your time horizon, liquidity needs, portfolio size, income, investment knowledge and attitude toward price fluctuations. Investors should consult their financial advisor before making a decision as to whether this mutual fund is a suitable investment for them. [3] Not available for purchases, switches out only. [4] Freely tradable cash [5] Includes fixed income and equity securities.

# DYNAMIC DIVIDEND INCOME CLASS

Series A • Performance as at November 30, 2024. Holdings as at October 31, 2024.

Dynamic Funds is a leading Canadian investment company offering a comprehensive range of investment services, including mutual funds, tax-advantaged products and customized high net-worth programs.

**Customer Relations Centre**

**Toll free:** 1-800-268-8186  
**Tel:** 514-908-3212 (English)  
 514-908-3217 (French)  
**Fax:** 416-363-4179 or  
 1-800-361-4768  
**Email:** [service@dynamic.ca](mailto:service@dynamic.ca)

**Ontario (Head Office)**

40 Temperance Street, 16th Floor  
 Toronto, ON M5H 0B4  
**Toll free:** 1-866-977-0477  
**Tel:** 416-363-5621

**Eastern Canada**

1200 McGill College Ave., Ste. 2300  
 Montreal, QC H3B 4G7

**Western Canada**

Suite 1130  
 685 Center Street South  
 Calgary, AB T2G 2C7

Four Bentall Centre  
 1055 Dunsmuir St., Ste. 3434  
 P.O. Box 49217  
 Vancouver, BC V7X 1K8

**TOP EQUITY HOLDINGS %**

Royal Bank of Canada
Enbridge Inc.
Dynamic Real Estate & Infrastructure Income II Fund, Series "O"
Microsoft Corporation
Apollo Global Management, Inc.
TELUS Corporation
Toronto-Dominion Bank
Canadian Pacific Kansas City Ltd.
Apple Inc.
Canadian Natural Resources Limited

**Total allocation in top holdings** 19.3

**DYNAMIC PREFERRED PRICING**

Management fee rates are applied back to dollar one

Fund Value	%
\$0K - \$250K	1.850%
\$250K - \$1M	1.775%
\$1M - \$5M	1.725%
\$5M+	1.675%

Commissions, trailing commissions, management fees and expenses all may be associated with mutual fund investments. Please read the prospectus before investing.

The indicated rates of return are the historical annual compounded total returns including changes in units [share] value and reinvestment of all distributions [dividends] and do not take into account sales, redemption, distribution or optional charges or income taxes payable by any security holder that would have reduced returns. The rates of return are used only to illustrate the effects of the compound growth rate and are not intended to reflect future values of the mutual fund or returns on investment in the mutual fund. Investments in mutual funds are not guaranteed, their values change frequently and past performance may not be repeated.

R<sup>2</sup> is a measurement out of 100 that shows the extent to which a portfolio's movements can be explained by the benchmark's movements.

Standard deviation is a measure of volatility; it shows how broadly the Fund's returns have varied over a given time period.



[dynamic.ca/f/1280](https://dynamic.ca/f/1280)