

ALTERNATIVE

DYNAMIC PREMIUM YIELD PLUS FUND

Series F • Performance as at June 30, 2025. Holdings as at June 30, 2025.

DAMIAN HOANG B.A.Sc., MBA
Portfolio Manager: 6.7 years on fund

DEREK BASTIEN B.Sc., CFA
Portfolio Manager: 2.8 years on fund

INCEPTION	2018 October
NET ASSETS	\$8.22B
HOLDINGS	286
MER ¹	1.12%
MANAGEMENT FEE	0.85%
NAV	\$10.30
STANDARD DEVIATION	11.48% over 3 years
R ²	0.61
DISTRIBUTIONS	\$0.0971 Monthly ³
YIELD	11.3% based on NAV ²

RISK RATING⁴

LOW		MEDIUM		HIGH
-----	--	--------	--	------

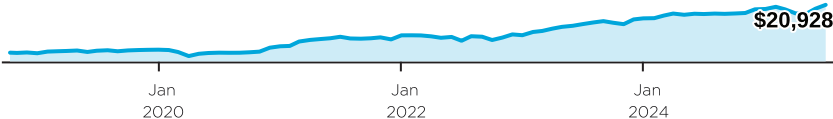
FUND CODES (Prefix: DYN)

Series	FE	LL	LL2	DSC	No load	ETF
A	3360					
DCAF	3364					
F					3361	
FH (USD)					3366	
H (USD)	3365					
I					3362	

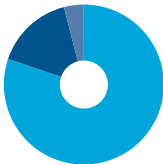
WHY INVEST IN DYNAMIC PREMIUM YIELD PLUS FUND ?

- Access to an alternative portfolio strategy, which includes options writing, to provide U.S. equity exposure with reduced volatility.
- Use of moderate leverage to potentially enhance total returns, including offering a higher yield, but with systematic downside protection.
- Diversification benefits provided by options writing through a low correlation to bonds and interest rates.

GROWTH OF \$10,000

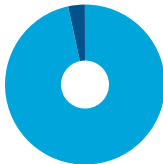


ASSET ALLOCATION⁵



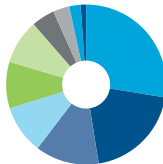
- 80.2% Written Puts
- 15.8% Long Equities
- 4.0% Covered Calls

GEOGRAPHIC ALLOCATION⁵



- 96.6% United States
- 3.4% Canada

SECTOR ALLOCATION⁵



- 27.6% Information Technology
- 19.9% Consumer Discretionary
- 12.9% Energy
- 9.8% Industrials
- 9.4% Communication Services
- 9.0% Health Care
- 4.7% Consumer Staples
- 3.3% Financials
- 2.3% Materials
- 1.1% Utilities

CALENDAR RETURNS %

YTD	2024	2023	2022	2021	2020	2019	2018	2017
4.7	12.0	27.6	0.2	21.9	7.3	8.2	—	—

COMPOUND RETURNS %

1 mo	3 mo	6 mo	YTD	1 yr	3 yrs	5 yrs	10 yrs	Incep
4.4	10.2	4.7	4.7	11.2	18.1	15.9	—	11.5

HISTORICAL DISTRIBUTIONS (\$/unit)

2025				2024							
Jun	May	Apr	Mar	Feb	Jan	Dec	Nov	Oct	Sep	Aug	Jul
0.0971	0.0971	0.0971	0.0971	0.0971	0.0971	0.0971	0.0971	0.0971	0.0971	0.0971	0.0971

The benchmark used for analytics for this fund is 50% CBOE S&P 500 PutWrite Index/50% CBOE S&P 500 BuyWrite Index (USD).

[1] For the period ended 2024-06-30. [2] The yield is determined by annualizing the fixed distribution rate and does not include any distributions in excess of the fixed distribution rate that may be paid at the fund's year-end. [3] This Monthly distribution is fixed but not guaranteed and may be adjusted from time to time at the discretion of the fund manager. [4] Risk rating measures the degree of uncertainty that an investor can handle regarding fluctuations in the value of their portfolio. The amount of risk associated with any particular investment depends largely on your own personal circumstances including your time horizon, liquidity needs, portfolio size, income, investment knowledge and attitude toward price fluctuations. Investors should consult their financial advisor before making a decision as to whether this mutual fund is a suitable investment for them. [5] Asset, sector and geographic mix represents the percent of capital deployed.

ALTERNATIVE

DYNAMIC PREMIUM YIELD PLUS FUND

Series F • Performance as at June 30, 2025. Holdings as at June 30, 2025.

Dynamic Funds is a leading Canadian investment company offering a comprehensive range of investment services, including mutual funds, tax-advantaged products and customized high net-worth programs.

Customer Relations Centre

Toll free: 1-800-268-8186
Tel: 514-908-3212 (English)
514-908-3217 (French)
Fax: 416-363-4179 or
1-800-361-4768
Email: service@dynamic.ca

Ontario (Head Office)

40 Temperance Street, 16th Floor
Toronto, ON M5H 0B4
Toll free: 1-866-977-0477
Tel: 416-363-5621

Eastern Canada

1200 McGill College Ave., Ste. 2300
Montreal, QC H3B 4G7

Western Canada

Suite 1130
685 Center Street South
Calgary, AB T2G 2C7

Four Bentall Centre

1055 Dunsmuir St., Ste. 3434
P.O. Box 49217
Vancouver, BC V7X 1K8

TOP EQUITY HOLDINGS %

NVIDIA Corporation, Long Equities, Covered Calls, Cash-Covered Puts

Walmart Inc., Long Equities, Cash-Covered Puts

Vertiv Holdings Company, Long Equities, Covered Calls, Cash-Covered Puts

Burlington Stores, Inc., Long Equities, Cash-Covered Puts

Meta Platforms, Inc., Class "A", Long Equities, Cash-Covered Puts

GE Vernova Inc., Long Equities, Cash-Covered Puts

Expand Energy Corporation, Long Equities, Cash-Covered Puts

Amazon.com, Inc., Long Equities, Cash-Covered Puts

Taiwan Semiconductor Manufacturing Company Limited, Sponsored ADR, Long Equities, Cash-Covered Puts

Tourmaline Oil Corp., Common Stocks-CDN

DYNAMIC PREFERRED PRICING

Management fee rates are applied back to dollar one

Fund Value	%
\$0K - \$250K	0.850%
\$250K - \$1M	0.775%
\$1M - \$5M	0.725%
\$5M+	0.675%

Distributions may consist of net income, dividends, net realized capital gains, and/or return of capital. Distributions are not guaranteed and investors should not confuse a fund's distribution yield with its performance or rate of return.

Commissions, trailing commissions, management fees and expenses all may be associated with mutual fund investments. Please read the prospectus before investing.

The indicated rates of return are the historical annual compounded total returns including changes in units [share] value and reinvestment of all distributions [dividends] and do not take into account sales, redemption, distribution or optional charges or income taxes payable by any security holder that would have reduced returns. The rates of return are used only to illustrate the effects of the compound growth rate and are not intended to reflect future values of the mutual fund or returns on investment in the mutual fund. Investments in mutual funds are not guaranteed, their values change frequently and past performance may not be repeated.

R² is a measurement out of 100 that shows the extent to which a portfolio's movements can be explained by the benchmark's movements.

Standard deviation is a measure of volatility; it shows how broadly the Fund's returns have varied over a given time period.



dynamic.ca/f/6636

www.dynamic.ca

Dynamic Funds® is a registered trademark of The Bank of Nova Scotia, used under license by, and is a division of, 1832 Asset Management LP. © Copyright 2025 The Bank of Nova Scotia. All rights reserved.

Dynamic Funds®
Invest with advice.