

GLOBAL EQUITY

DYNAMIC POWER GLOBAL GROWTH CLASS

Series A (USD) • Performance as at July 31, 2025. Holdings as at June 30, 2025.

NOAH BLACKSTEIN BA, CFA
Senior Portfolio Manager: 24.5 years on fund

INCEPTION	2001 February
NET ASSETS	\$2.19B
HOLDINGS	25
MER ¹	2.43%
MANAGEMENT FEE	2%
NAV	\$15.93 USD
ACTIVE SHARE	91.8% as of June 30, 2025

RISK RATING²

LOW	MEDIUM	HIGH
-----	--------	------

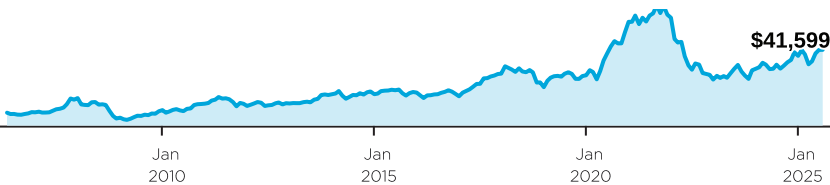
FUND CODES (Prefix: DYN)

Series	FE	LL	LL2	DSC	No load	ETF
A	014	614 ³	7057 ³	714 ³		
DCAF	864	164 ³		964 ³		
A (USD)	414	514 ³		404 ³		
F					247	
DCAF - F					2417	
F (USD)					1796	
FT					2425	
G	014G ³	614G ³		714G ³		
I					1114 ³	
IP					1623	
IP (USD)					1581	
T	1218	1220 ³	7058 ³	1219 ³		

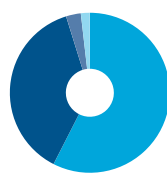
WHY INVEST IN DYNAMIC POWER GLOBAL GROWTH CLASS ?

- A growth-oriented portfolio that seeks to maximize long-term capital appreciation.
- The active management of underlying securities is adaptive to changing market conditions.
- Experienced, continuous coverage of the global markets—same Portfolio Manager since inception.

GROWTH OF \$10,000

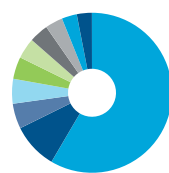


ASSET ALLOCATION



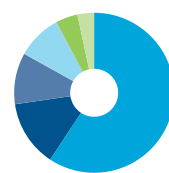
- 57.5% Common Stocks-US
- 37.7% Common Stocks-Foreign
- 3.0% Common Stocks-CDN
- 1.8% Cash, Short-Term Investments & Other Net Assets

GEOGRAPHIC ALLOCATION



- 57.4% United States
- 9.1% Israel
- 5.0% Singapore
- 4.9% Argentina
- 4.4% Netherlands
- 4.1% Germany
- 3.8% Switzerland
- 3.5% China
- 3.0% Canada
- 3.0% United Kingdom

SECTOR ALLOCATION



- 58.2% Information Technology
- 13.2% Consumer Discretionary
- 10.2% Industrials
- 8.9% Communication Services
- 4.4% Health Care
- 3.3% Financials

CALENDAR RETURNS %

YTD	2024	2023	2022	2021	2020	2019	2018	2017
7.8	20.5	20.1	-53.8	3.7	93.3	26.2	-23.0	62.4

COMPOUND RETURNS %

1 mo	3 mo	6 mo	YTD	1 yr	3 yrs	5 yrs	10 yrs	Incep
-0.1	16.0	0.1	7.8	29.3	6.2	-0.8	6.8	7.7

TOP EQUITY HOLDINGS %

Cloudflare, Inc.
Snowflake Inc.
Axon Enterprise, Inc.
NVIDIA Corporation
Monday.com Ltd.

[1] For the period ended 2024-06-30. [2] Risk rating measures the degree of uncertainty that an investor can handle regarding fluctuations in the value of their portfolio. The amount of risk associated with any particular investment depends largely on your own personal circumstances including your time horizon, liquidity needs, portfolio size, income, investment knowledge and attitude toward price fluctuations. Investors should consult their financial advisor before making a decision as to whether this mutual fund is a suitable investment for them. [3] Not available for purchases, switches out only.

DYNAMIC POWER GLOBAL GROWTH CLASS

Series A (USD) • Performance as at July 31, 2025. Holdings as at June 30, 2025.

Dynamic Funds is a leading Canadian investment company offering a comprehensive range of investment services, including mutual funds, tax-advantaged products and customized high net-worth programs.

Customer Relations Centre

Toll free: 1-800-268-8186

Tel: 514-908-3212 (English)
514-908-3217 (French)Fax: 416-363-4179 or
1-800-361-4768Email: service@dynamic.ca**Ontario (Head Office)**

40 Temperance Street, 16th Floor

Toronto, ON M5H 0B4

Toll free: 1-866-977-0477

Tel: 416-363-5621

Eastern Canada

1200 McGill College Ave., Ste. 2300

Montreal, QC H3B 4G7

Western Canada

Suite 1130

685 Center Street South

Calgary, AB T2G 2C7

Four Bentall Centre

1055 Dunsmuir St., Ste. 3434

P.O. Box 49217

Vancouver, BC V7X 1K8

DYNAMIC PREFERRED PRICING

Management fee rates are applied back to dollar one

Fund Value	%
\$0K - \$250K	2.000%
\$250K - \$1M	1.900%
\$1M - \$5M	1.825%
\$5M+	1.775%

Commissions, trailing commissions, management fees and expenses all may be associated with mutual fund investments. Please read the prospectus before investing.

The indicated rates of return are the historical annual compounded total returns including changes in units [share] value and reinvestment of all distributions [dividends] and do not take into account sales, redemption, distribution or optional charges or income taxes payable by any security holder that would have reduced returns. The rates of return are used only to illustrate the effects of the compound growth rate and are not intended to reflect future values of the mutual fund or returns on investment in the mutual fund. Investments in mutual funds are not guaranteed, their values change frequently and past performance may not be repeated.

dynamic.ca/f/3274