

FIXED INCOME

DYNAMIC MONEY MARKET FUND

Series A • Performance as at November 30, 2024. Holdings as at November 30, 2024.

BILL GIRARD BSc., BComm, MBA, CFA

Portfolio Manager: 9.5 years on fund

DEREK AMERY BA (Hons.), MA, CFA

Senior Portfolio Manager: On Fund since May 2024

DAVID DI DONATO BA, CFA

Portfolio Manager: On Fund since May 2024

INCEPTION	1985 February
NET ASSETS	\$140.29M
HOLDINGS	37
MER ¹	0.77%
MANAGEMENT FEE	0.55%
NAV	\$10.00
STANDARD DEVIATION	0.51% over 3 years
DISTRIBUTIONS	Variable²
YIELD	3.7% based on NAV³

RISK RATING⁴

LOW	MEDIUM	HIGH
------------	---------------	-------------

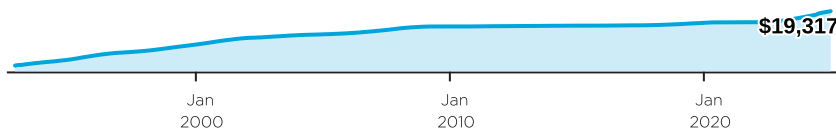
FUND CODES (Prefix: DYN)

Series	FE	LL	LL2	DSC	No load	ETF
A	9193	9393 ⁵	7031 ⁵	9493 ⁶		
F					3032	

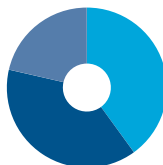
WHY INVEST IN DYNAMIC MONEY MARKET FUND ?

- Highly liquid portfolio of money market instruments.
- Focus on preservation of capital and liquidity.
- Fixed monthly distributions.


GROWTH OF \$10,000



ASSET ALLOCATION



GEOGRAPHIC ALLOCATION



- 40.0% Short Term Investments
- 38.6% Cash, Short-Term Investments & Other Net Assets
- 21.4% Corporate Bonds - CDN
- 100.0% Canada

CALENDAR RETURNS %

YTD	2023	2022	2021	2020	2019	2018	2017	2016
4.7	4.3	1.4	0.1	0.4	1.3	1.0	0.3	0.2

COMPOUND RETURNS %

1 mo	3 mo	6 mo	YTD	1 yr	3 yrs	5 yrs	10 yrs	Incep
0.3	1.0	2.4	4.7	5.2	3.5	2.2	1.4	2.1

HISTORICAL DISTRIBUTIONS (\$/unit)

2024											2023		
Nov	Oct	Sep	Aug	Jul	Jun	May	Apr	Mar	Feb	Jan	Dec	Nov	Dec
-	-	-	-	-	0.0336	0.0428	0.0356	0.0413	0.0347	0.0318	0.0466		

The benchmark used for analytics for this fund is FTSE Canada 91 Day T-Bill Index.

[1] For the period ended 2024-06-30. [2] This fund series pays distributions at a variable rate. Accordingly, it is possible that the series may not pay a distribution in a given payment period. Distributions are not guaranteed and may be adjusted from time to time at the discretion of the fund manager. [3] The yield is calculated by annualizing prior month's distribution paid and is an estimate, which may differ from the actual annual distribution yield. [4] Risk rating measures the degree of uncertainty that an investor can handle regarding fluctuations in the value of their portfolio. The amount of risk associated with any particular investment depends largely on your own personal circumstances including your time horizon, liquidity needs, portfolio size, income, investment knowledge and attitude toward price fluctuations. Investors should consult their financial advisor before making a decision as to whether this mutual fund is a suitable investment for them. [5] Not available for purchases, switches out only. [6] Not available for purchases, switches in/out only.

DYNAMIC MONEY MARKET FUND

Series A • Performance as at November 30, 2024. Holdings as at November 30, 2024.

Dynamic Funds is a leading Canadian investment company offering a comprehensive range of investment services, including mutual funds, tax-advantaged products and customized high net-worth programs.

Customer Relations Centre

Toll free: 1-800-268-8186
Tel: 514-908-3212 (English)
514-908-3217 (French)
Fax: 416-363-4179 or
1-800-361-4768
Email: service@dynamic.ca

Ontario (Head Office)

40 Temperance Street, 16th Floor
Toronto, ON M5H 0B4
Toll free: 1-866-977-0477
Tel: 416-363-5621

Eastern Canada

1200 McGill College Ave., Ste. 2300
Montreal, QC H3B 4G7

Western Canada

Suite 1130
685 Center Street South
Calgary, AB T2G 2C7

Four Bentall Centre

1055 Dunsmuir St., Ste. 3434
P.O. Box 49217
Vancouver, BC V7X 1K8

Distributions may consist of net income, dividends, net realized capital gains, and/or return of capital. Distributions are not guaranteed and investors should not confuse a fund's distribution yield with its performance or rate of return.

Commissions, trailing commissions, management fees and expenses all may be associated with mutual fund investments. Please read the prospectus before investing.

The indicated rates of return are the historical annual compounded total returns including changes in units [share] value and reinvestment of all distributions [dividends] and do not take into account sales, redemption, distribution or optional charges or income taxes payable by any security holder that would have reduced returns. The rates of return are used only to illustrate the effects of the compound growth rate and are not intended to reflect future values of the mutual fund or returns on investment in the mutual fund. Investments in mutual funds are not guaranteed, their values change frequently and past performance may not be repeated.

Standard deviation is a measure of volatility; it shows how broadly the Fund's returns have varied over a given time period.



dynamic.ca/f/3372